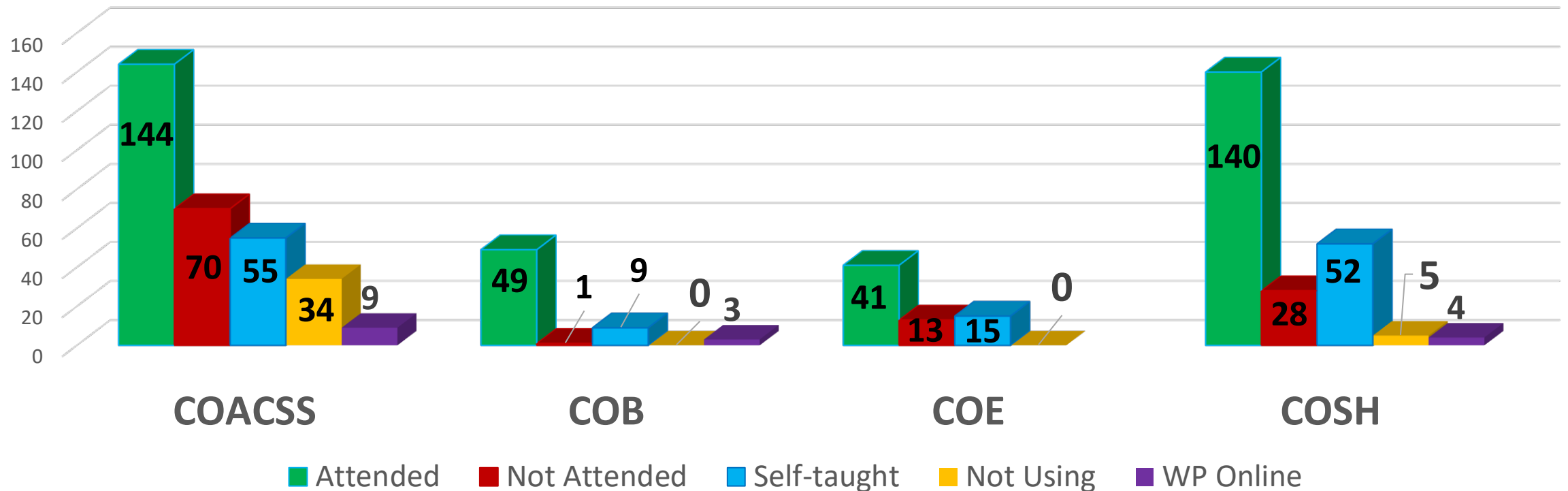
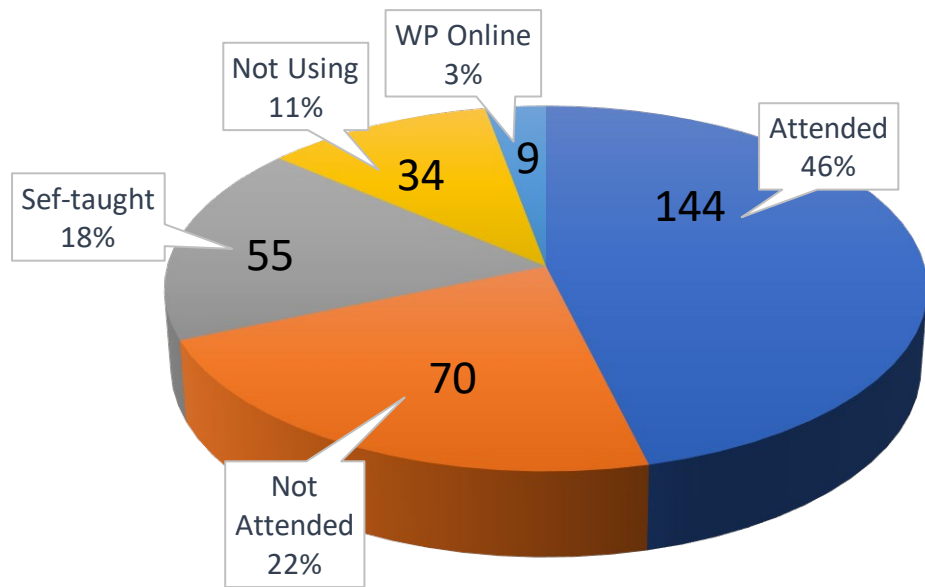


Attendees by College (521/670) [374+131+17]

	COACSS	COB	COE	COSH	Total	Percentage	
Attended	144	49	41	140	374	55.82%	77.76%
Self-taught	55	9	15	52	131	19.55%	
WP Online	9	4	1	4	16	2.39%	
Not-attended	70	1	12	27	110	16.42%	22.24%
Not Using	34	0	0	5	39	5.82%	
Total	312	62	68	228	670		



College of Art, Communication, and Social Science (312)



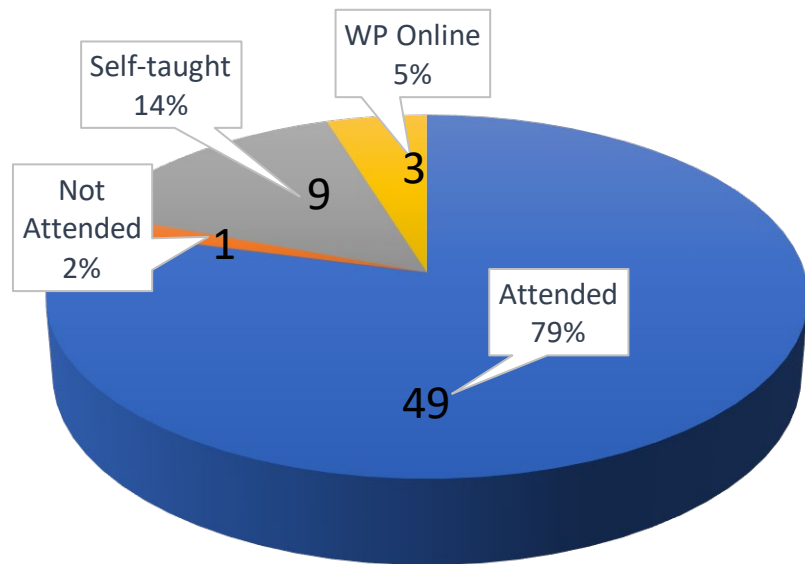
■ Attended ■ Not Attended ■ Self-taught
■ Not Using ■ WP Online

Arts	Communication	Soc. Justices	English
10/75 (7)(32)	24/36 (3)(1)(1)	16/31 (7)(1)	14/29 (5)(1)(1)
65.33%	80.56%	77.42%	68.97%

History	Languages	Philosophy	Pol. Sci.
9/11 (2)	18/27 (8)	5/5	6/10
100%	88.89%	100%	55/56%

Psychology	Women Study & AWS	Geography	Anthropology AWS
29/67 (17)(6)	2/4 (2)	1/2 (1)	10/15 (3)
77.61%	100%	100%	73.33%

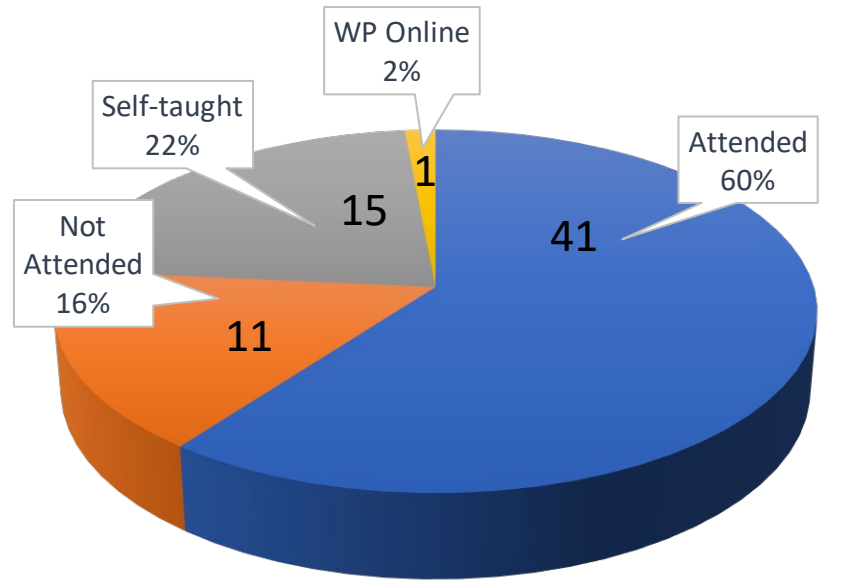
College of Business (62)



■ Attended ■ Not Attended ■ Self-taught ■ WP Online

Accounting & Law	Economics & Finance	Management & Marketing
11/16 (3)(2)	15/21 (5)(1)	24/25 (1)
87.50%	100%	100%

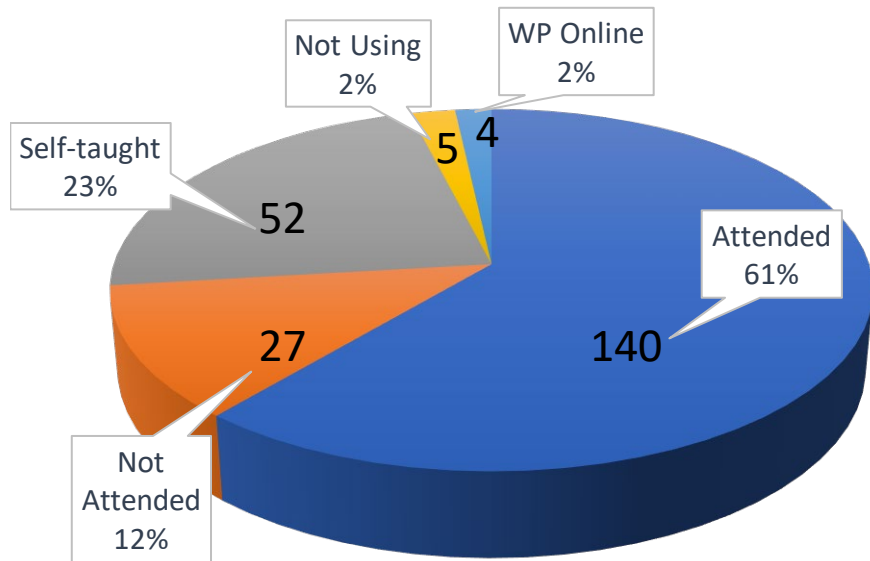
College of Education (68)



■ Attended ■ Not Attended ■ Self-taught ■ WP Online

Educational Leadership	Teacher Education	Special Ed. & Counselling
12/16 (2) (1)	15/33 (10)	14/19 (3)
78.57%	72.73%	88.89%

College of Science and Health (228)



■ Attended ■ Not Attended ■ Self-taught
■ Not Using ■ WP Online

Biology	Chemistry	Speech Language	Computer Science
15/30 (8)	6/10 (2)	9/13 (3)	7/7
73.33%	77.78%	84.62%	100%

Kinesiology	Mathematics	Nursing	Public Health
6/23 (10)(3)	11/25 (8)(2)	69/76 (5)(1)	16/36 (11)(3)
82.61%	84%	97.10%	83.33%

Env. Science			
1/8 (5)			
75%			