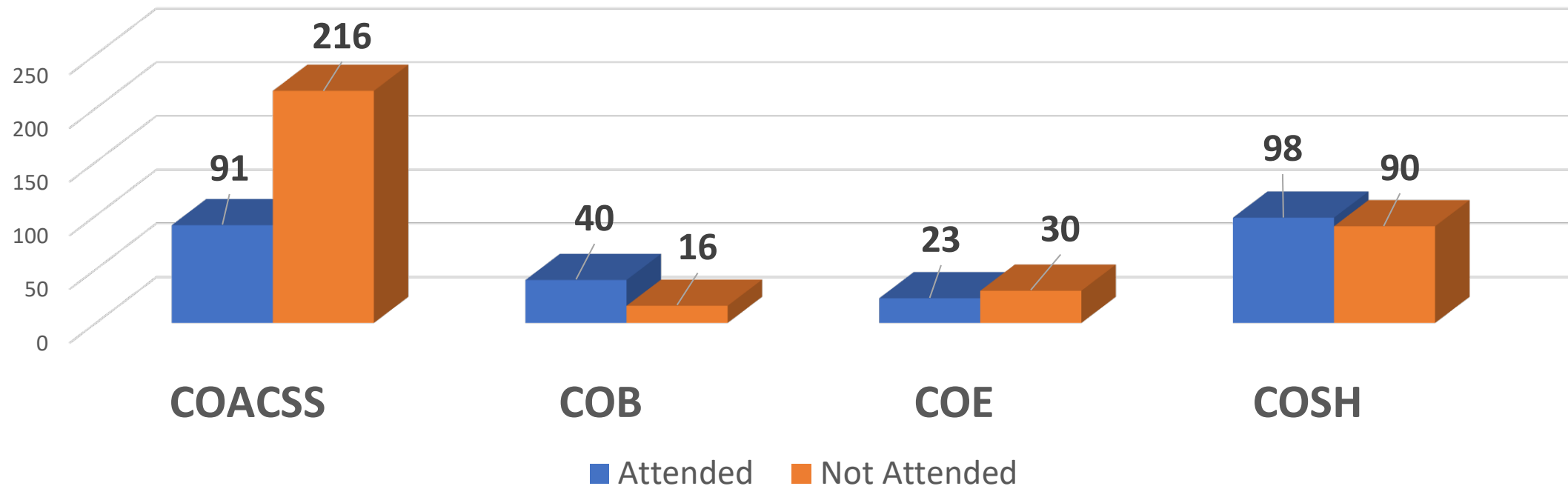
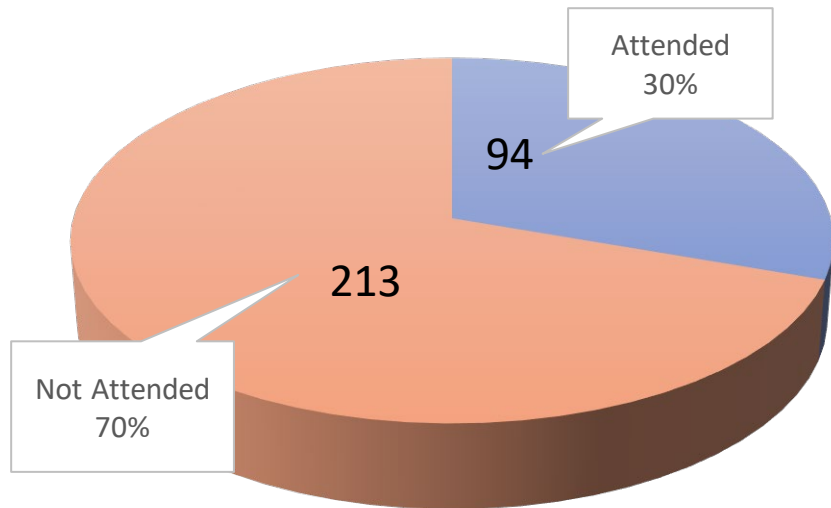


# Attendees by College (259/606)

	COACSS	COB	COE	COSH	Total	Percentage
Attended	94	42	25	98	259	42.74%
Not-attended	213	15	29	90	347	57.26%
Total	307	57	54	188	606	



# College of Art, Communication, and Social Science (307)

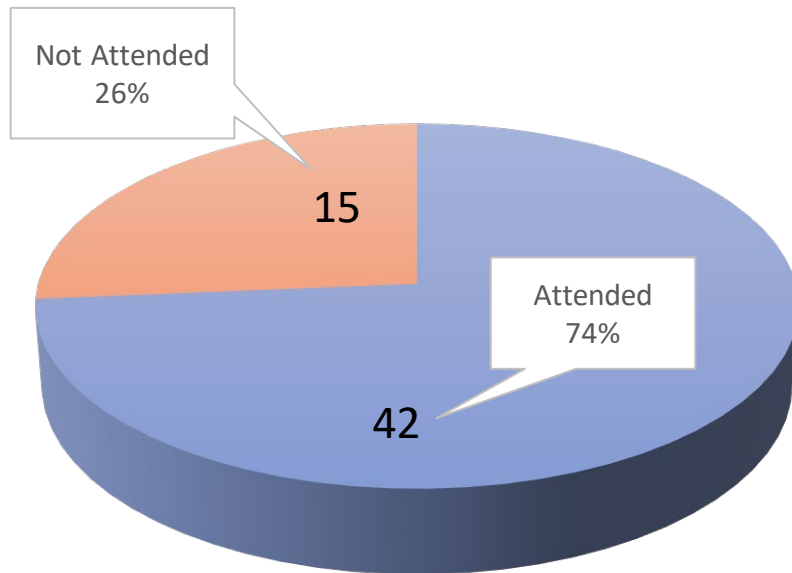


Arts	Communication	Soc. Justices	English
6/54	17/39	10/35	10/30
11.11%	43.59%	28.57%	33.33%

History	Languages	Philosophy	Pol. Sci.
4/9	13/18	4/5	2/6
44.44%	72.22%	80%	33.33%

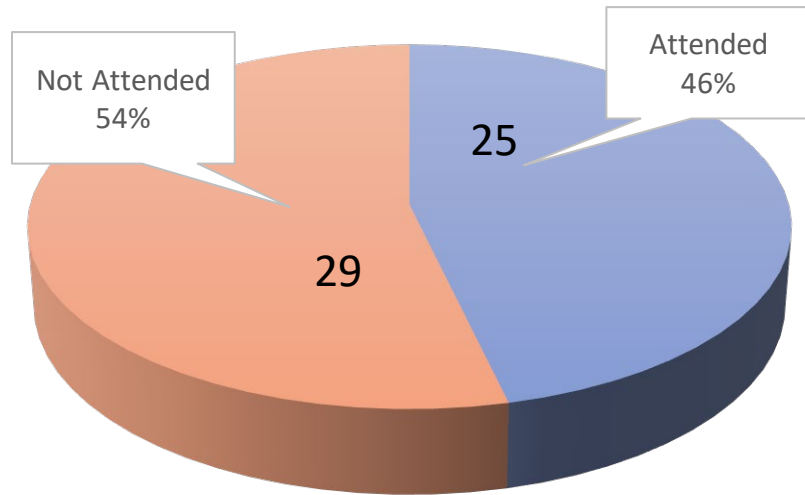
Psychology	Women Study & AWS	Geography	Anthropology
19/74	3/18	1/8	5/11
25.68%	16.67%	12.5%	45.45%

# College of Business (57)



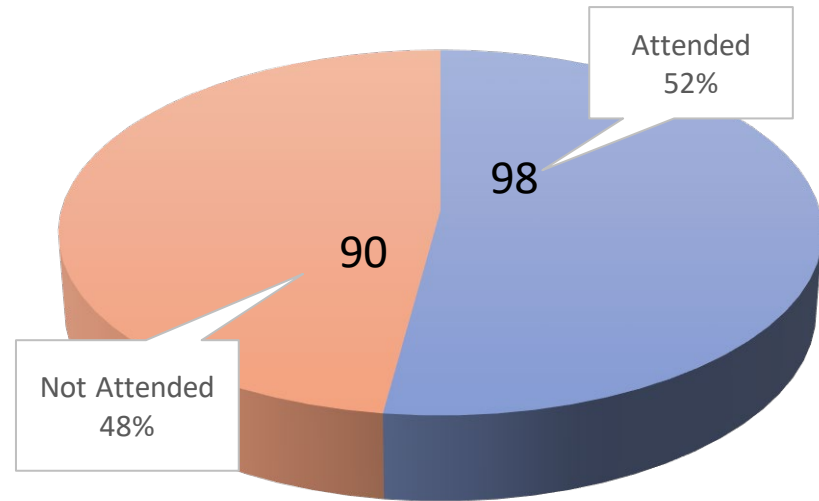
Accounting & Law	Economics & Finance	Management & Marketing
10/16	13/20	19/21
62.50%	65%	90%

# College of Education (54)



Educational Leadership	Teacher Education	Special Ed. & Counselling
8/13	6/28	11/13
61.54%	18.52%	76.92%

# College of Science and Health (188)



Biology	Chemistry	Speech Language	Computer Science
11/25	3/7	4/14	7/7
40%	42.86%	28.57%	100%

Kinesiology	Mathematics	Nursing	Public Health
6/18	6/24	55/65	6/28
33.33%	25%	84.62%	21.43%