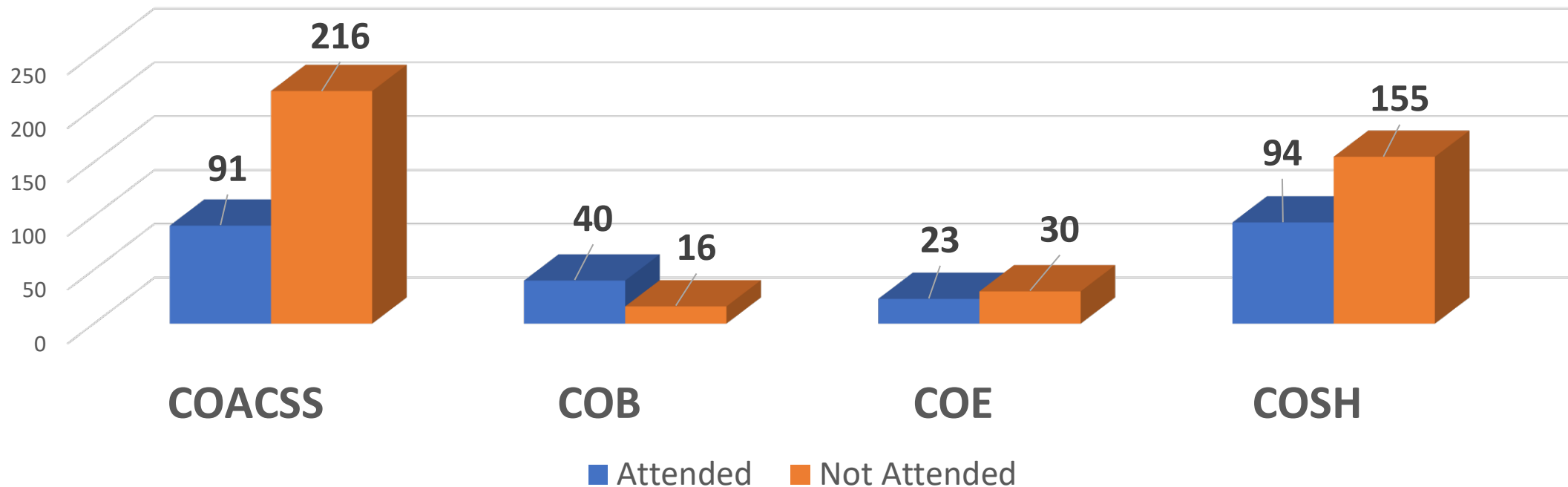
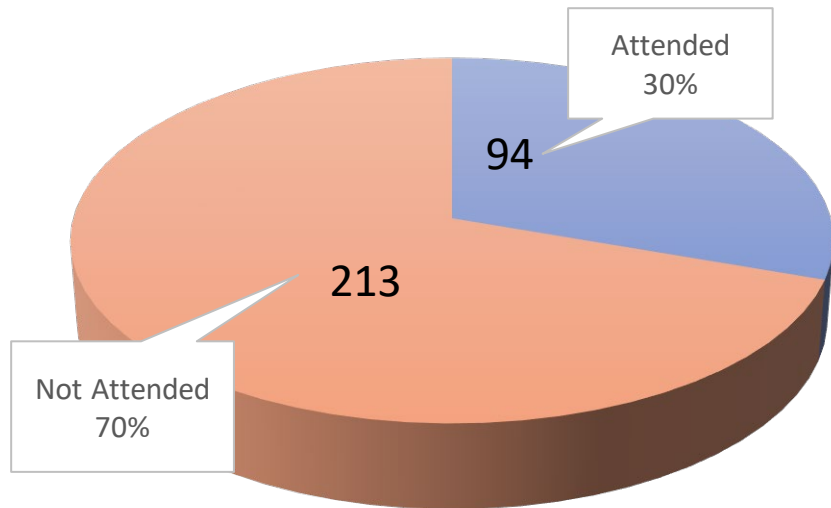


Attendees by College (259/668)

| | COACSS | COB | COE | COSH | Total | Percentage |
|--------------|--------|-----|-----|------|-------|------------|
| Attended | 94 | 42 | 25 | 98 | 259 | 38.77% |
| Not-attended | 213 | 15 | 29 | 152 | 409 | 61.23% |
| Total | 307 | 57 | 54 | 250 | 668 | |

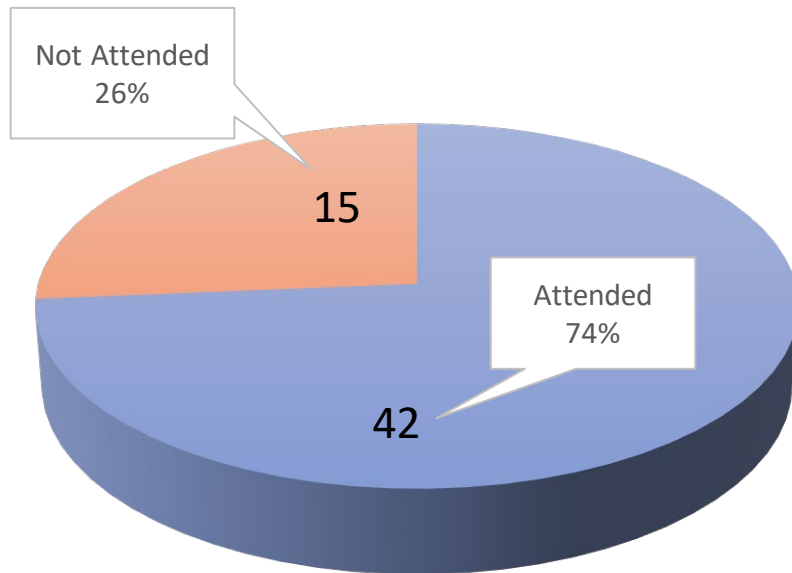


College of Art, Communication, and Social Science (307)



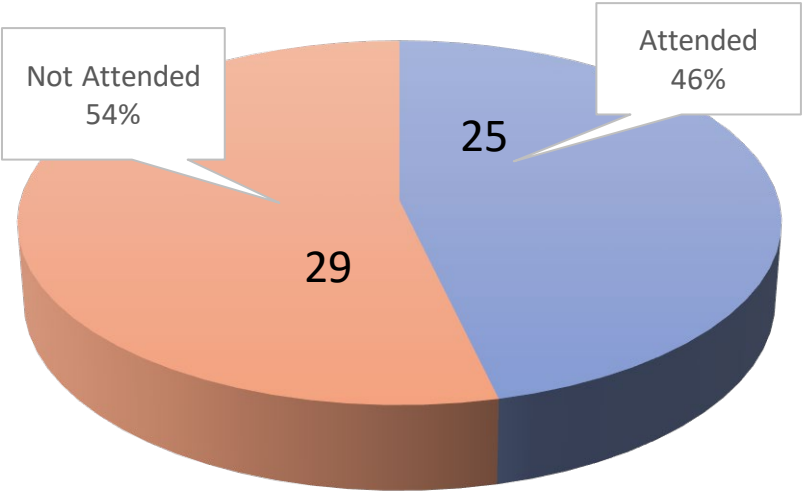
| Arts | Communication | Soc. Justices | English |
|------------|-------------------|---------------|--------------|
| 6/54 | 17/39 | 10/35 | 10/30 |
| 11.11% | 43.59% | 28.57% | 33.33% |
| History | Languages | Philosophy | Pol. Sci. |
| 4/9 | 13/18 | 4/5 | 2/6 |
| 44.44% | 72.22% | 80% | 33.33% |
| Psychology | Women Study & AWS | Geography | Anthropology |
| 19/74 | 3/18 | 1/8 | 5/11 |
| 25.68% | 16.67% | 12.5% | 45.45% |

College of Business (57)



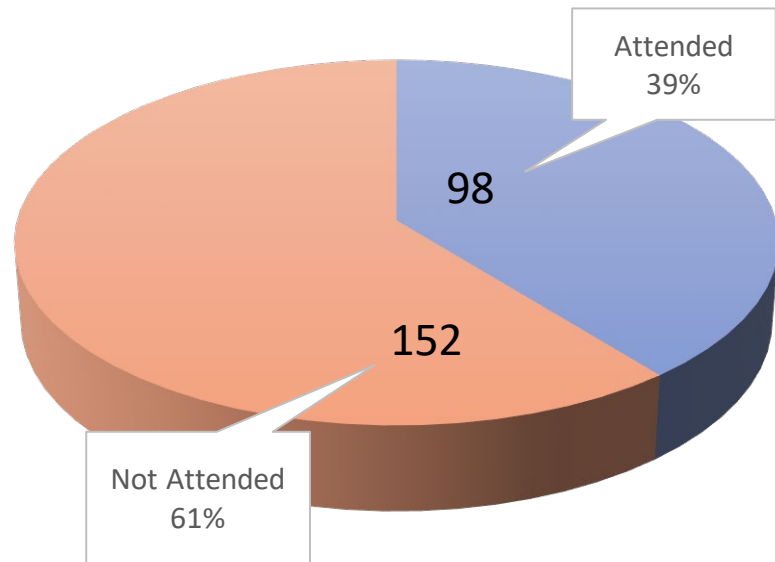
| Accounting & Law | Economics & Finance | Management & Marketing |
|------------------|---------------------|------------------------|
| 10/16 | 13/20 | 19/21 |
| 62.50% | 65% | 90% |

College of Education (54)



| Educational Leadership | Teacher Education | Special Ed. & Counselling |
|------------------------|-------------------|---------------------------|
| 8/13 | 6/28 | 11/13 |
| 61.54% | 18.52% | 76.92% |

College of Science and Health (250)



| Biology | Chemistry | Speech Language | Computer Science |
|---------|-----------|-----------------|------------------|
| 11/25 | 3/7 | 4/14 | 7/7 |
| 40% | 42.86% | 28.57% | 100% |

| Kinesiology | Mathematics | Nursing | Public Health |
|-------------|-------------|---------|---------------|
| 6/18 | 6/24 | 55/127 | 6/28 |
| 33.33% | 25% | 42.40% | 21.43% |