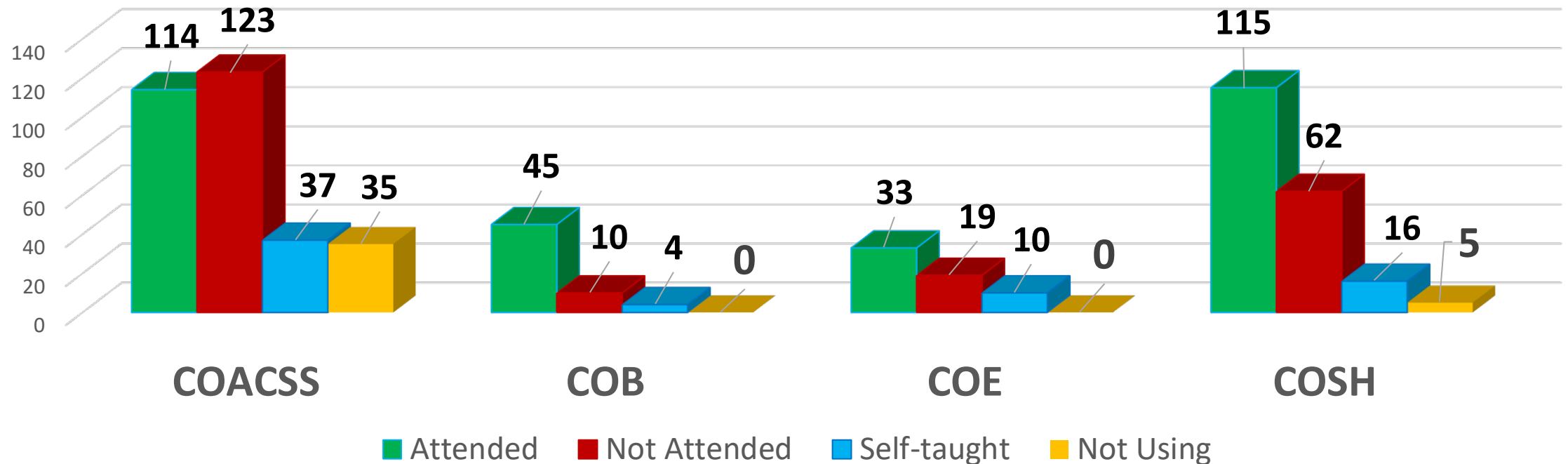
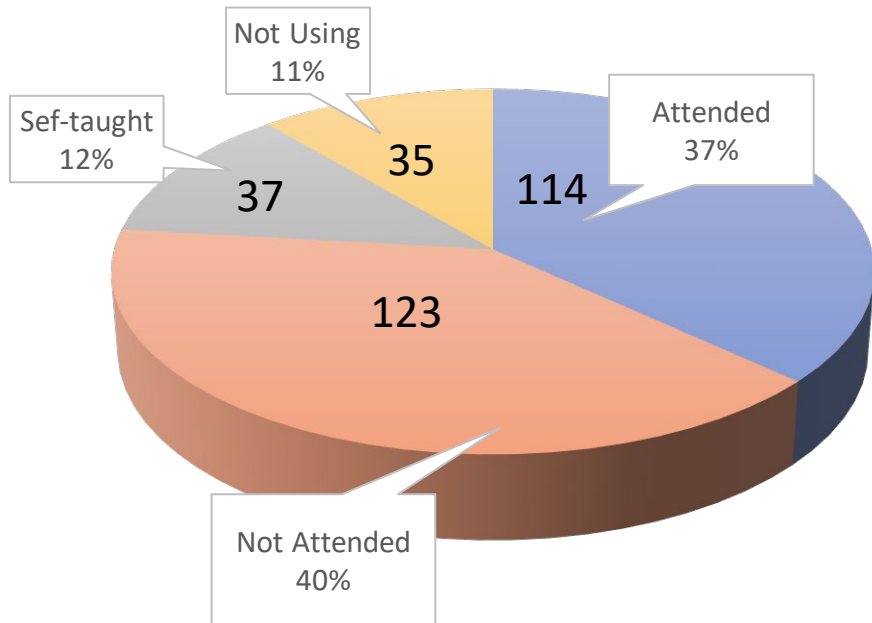


Attendees by College (307/628)

	COACSS	COB	COE	COSH	Total	Percentage
Attended	114	45	33	115	307	48.73%
Not-attended	123	10	19	62	214	34.23%
Self-taught	37	4	10	16	67	10.67%
Not Using	35	0	0	5	40	6.37%
Total	309	59	62	198	628	



College of Art, Communication, and Social Science (309)

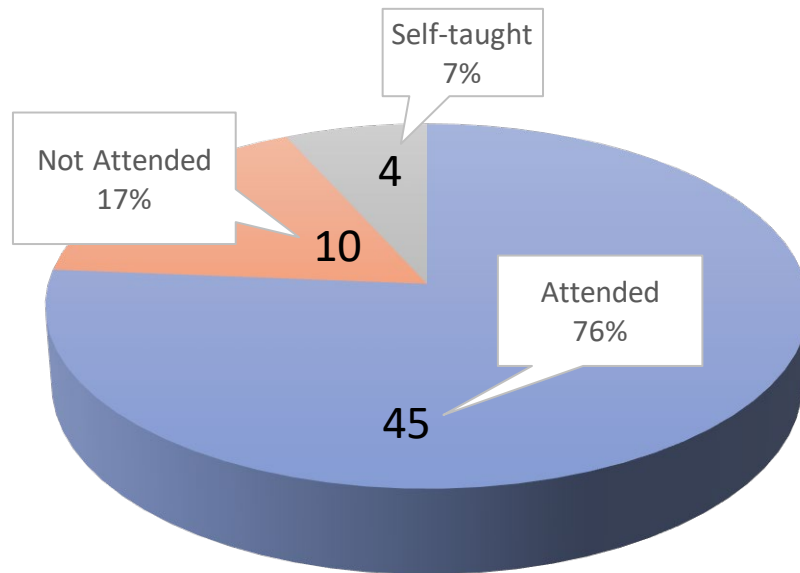


Arts	Communication	Soc. Justices	English
6/74 (7)(32)	20/36 (3) (1)	12/31 (4)	13/29 (1)
60.81%	66.67%	48.38%	48.28%

History	Languages	Philosophy	Pol. Sci.
7/11 (1)	16/29 (5) (1)	4/5	3/7
72.73%	50%	80%	42.86%

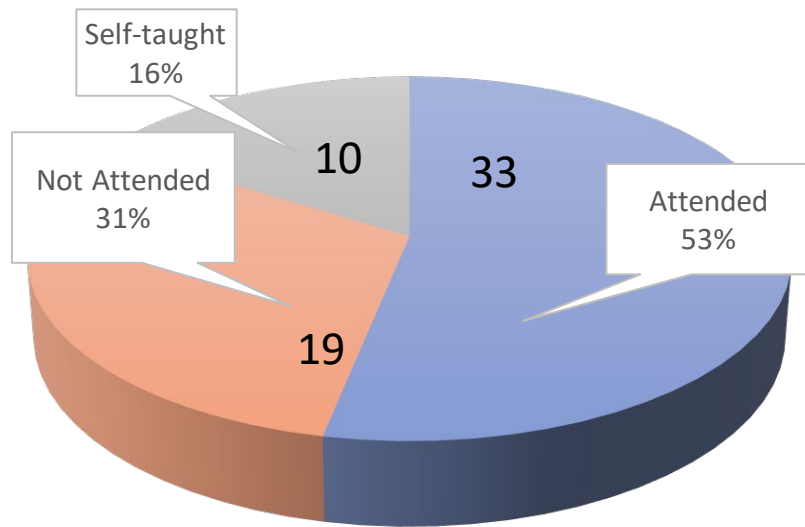
Psychology	Women Study & AWS	Geography	Anthropology AWS
22/65 (14)	1/4 (1)	1/2 (1)	7/16 (1)
56.92%	50%	100%	50%

College of Business (59)



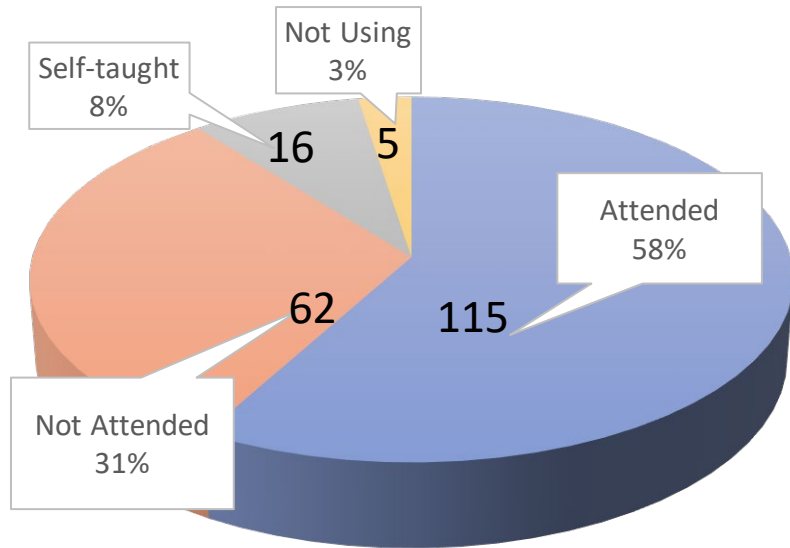
Accounting & Law	Economics & Finance	Management & Marketing
10/16 (2)	14/20 (1)	21/23 (1)
75%	70%	95.65%

College of Education (62)



Educational Leadership	Teacher Education	Special Ed. & Counselling
8/14 (1)	13/32 (8)	12/16 (1)
64.29%	54.84%	81.25%

College of Science and Health (198)



Biology	Chemistry	Speech Language	Computer Science
12/29 (5)	3/7	7/13 (2)	7/7
58.62%	42.86%	69.23%	100%

Kinesiology	Mathematics	Nursing	Public Health
6/25 (4)(3)	11/25 (1)(2)	57/63	12/36 (4)
52%	56%	88.52%	33.33%