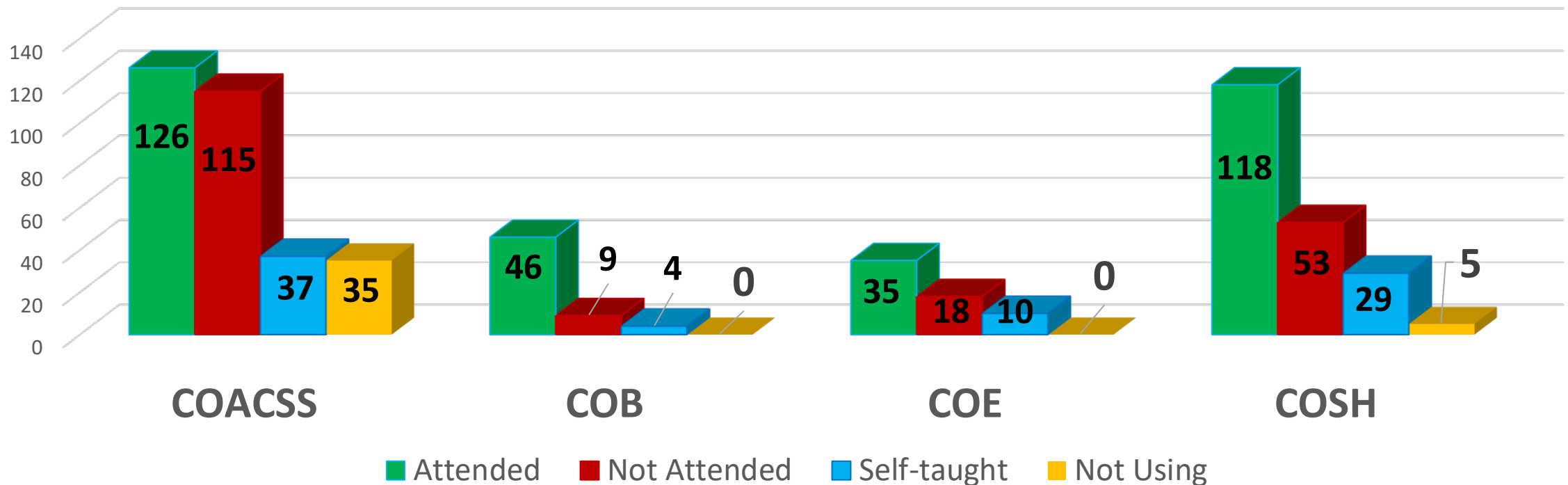
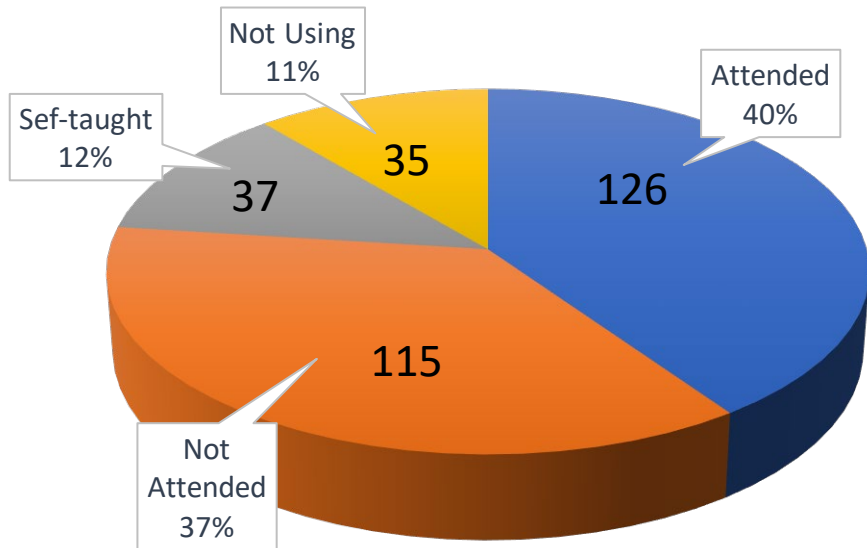


Attendees by College (325/638)

	COACSS	COB	COE	COSH	Total	Percentage
Attended	126	46	35	118	325	50.94%
Not-attended	115	9	18	50	192	30.09%
Self-taught	37	4	10	30	81	12.70%
Not Using	35	0	0	5	40	6.27%
Total	312	59	63	203	638	



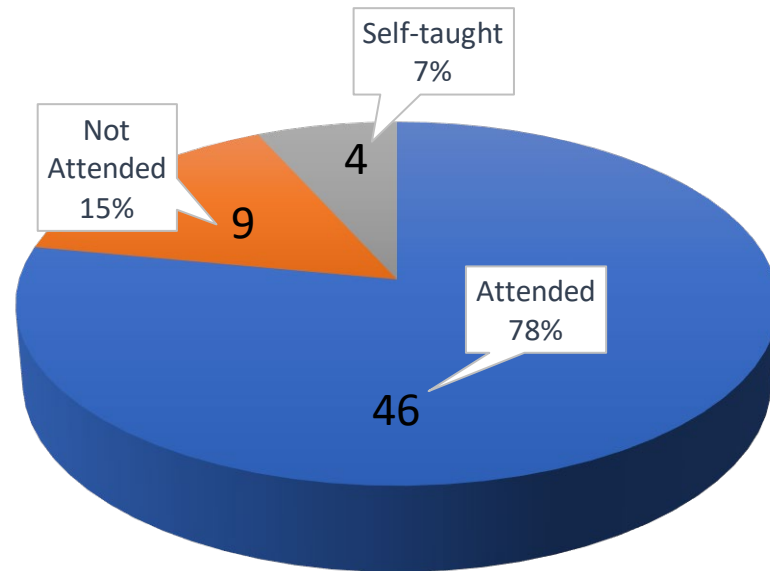
College of Art, Communication, and Social Science (313)



■ Attended ■ Not Attended ■ Sef-taught ■ Not Using

Arts	Communication	Soc. Justices	English
7/74 (7)(32)	23/37 (3) (1)	13/32 (4)	13/29 (1)
62.16%	72.22%	53.13%	48.28%
History	Languages	Philosophy	Pol. Sci.
8/11 (1)	17/29 (5) (1)	5/5	5/9
72.73%	50%	100%	50%
Psychology	Women Study & AWS	Geography	Anthropology AWS
24/65 (14)	1/4 (1)	1/2 (1)	7/16 (1)
56.92%	50%	100%	50%

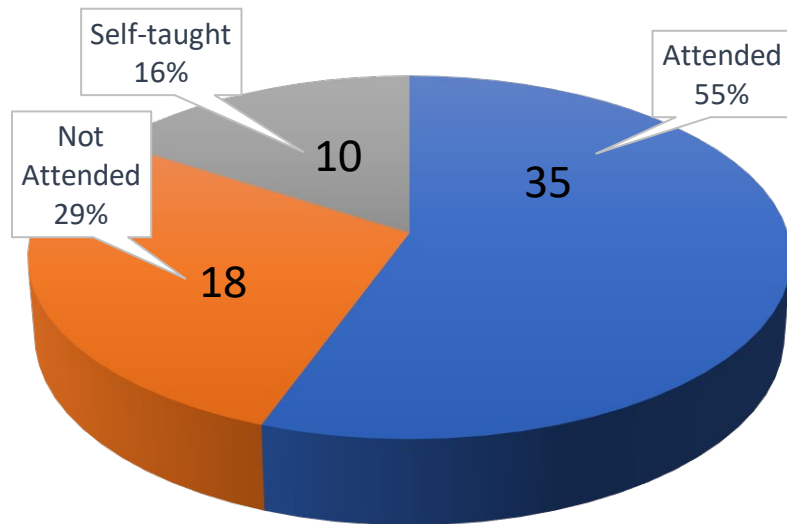
College of Business (59)



■ Attended ■ Not Attended ■ Self-taught ■

Accounting & Law	Economics & Finance	Management & Marketing
11/16 (2)	14/20 (1)	21/23 (1)
81.25%	70%	95.65%

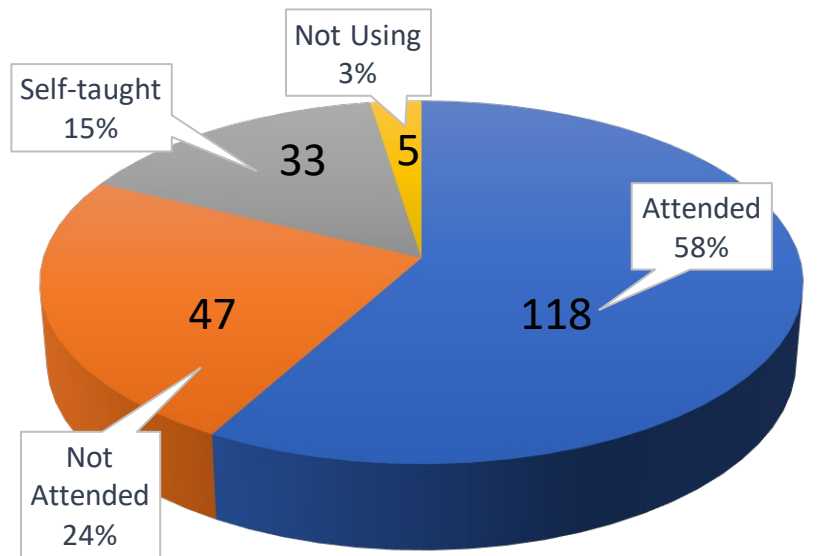
College of Education (63)



■ Attended ■ Not Attended ■ Self-taught ■

Educational Leadership	Teacher Education	Special Ed. & Counselling
9/14 (1)	14/33 (8)	12/16 (1)
71.43%	66.66%	81.25%

College of Science and Health (203)



■ Attended ■ Not Attended ■ Self-taught ■ Not Using

Biology	Chemistry	Speech Language	Computer Science
12/29 (5)	3/7 (2)	7/13 (3)	7/7
58.62%	42.86%	69.23%	100%
Kinesiology	Mathematics	Nursing	Public Health
6/23 (5)(3)	11/24 (5)(2)	58/64 (4)	13/35 (4)
60.87%	75%	96.88%	48.57%
Env. Science			
1/8 (5)			
75%			