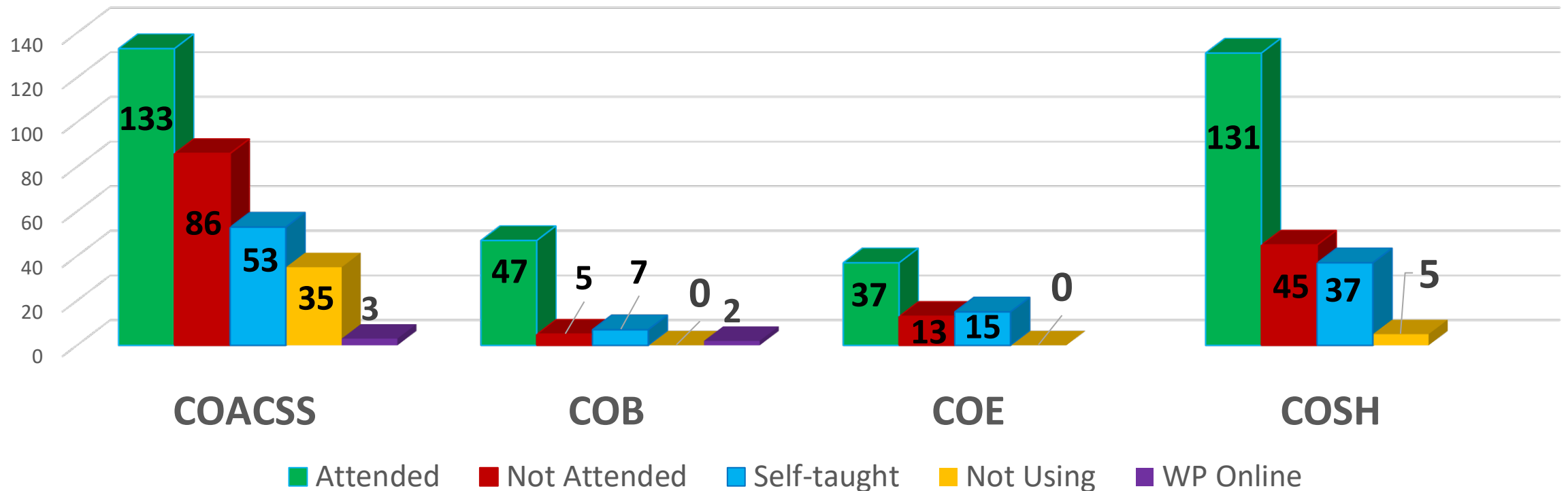
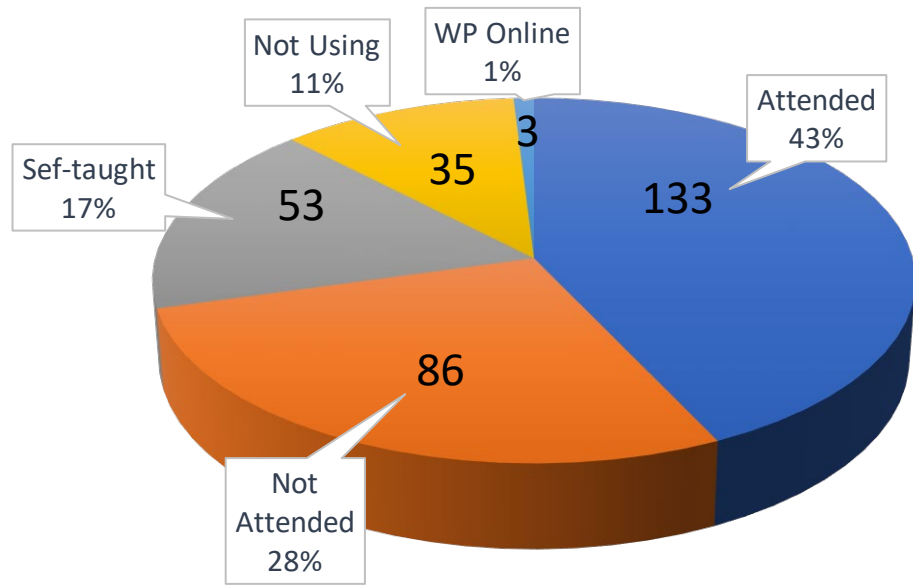


# Attendees by College (465/654) [348+112+5]

	COACSS	COB	COE	COSH	Total	Percentage	
Attended	133	47	37	131	348	53.13%	71%
Self-taught	53	7	15	37	112	17.10%	
WP Online	3	2			5	.76%	
Not-attended	86	5	13	45	149	22.90%	29%
Not Using	35	0	0	5	40	6.11%	
Total	310	61	65	218	654		



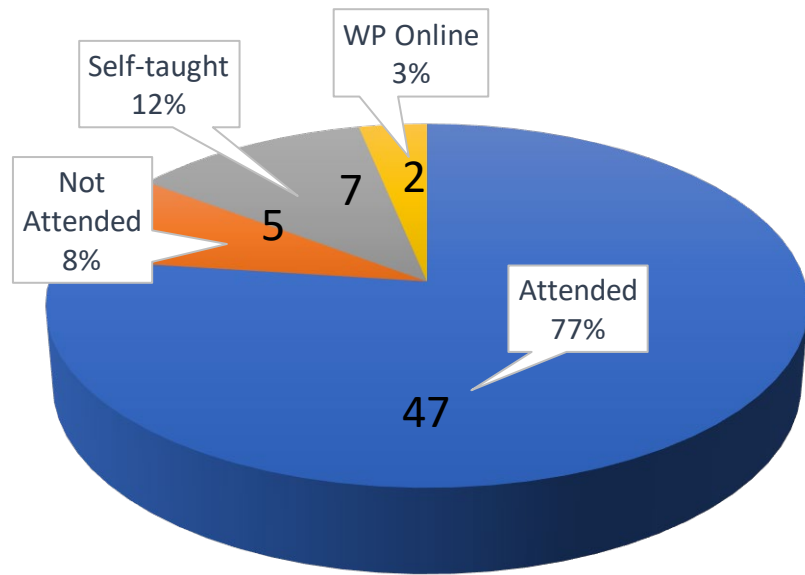
# College of Art, Communication, and Social Science (310)



■ Attended    ■ Not Attended    ■ Sef-taught  
■ Not Using    ■ WP Online

Arts	Communication	Soc. Justices	English
9/75 (7)(32)	24/36 (3)(1)(1)	15/32 (7)(1)	13/29 (5)(1)(1)
62.16%	78.37%	65.63%	48.28%
History	Languages	Philosophy	Pol. Sci.
9/11 (2)	17/28 (7) (1)	5/5	5/9
100%	50%	100%	50%
Psychology	Women Study & AWS	Geography	Anthropology AWS
26/65 (16)(5)	1/4 (2)	1/2 (1)	8/15 (3)
56.92%	50%	100%	50%

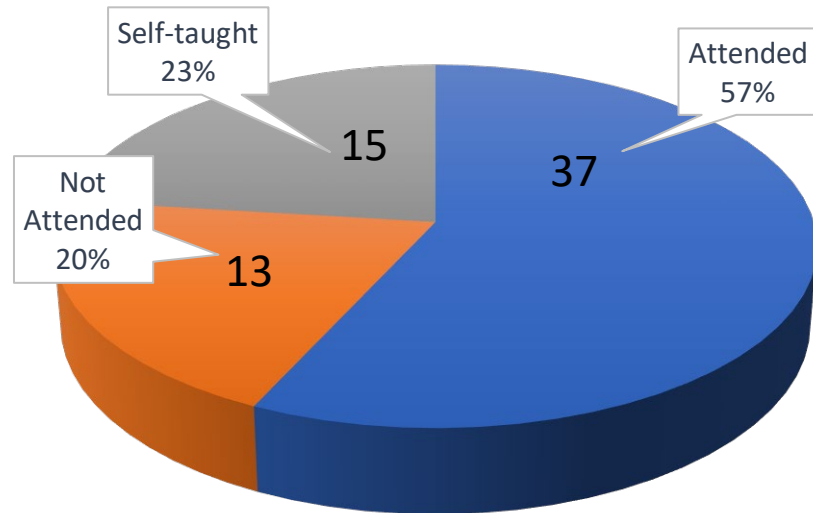
# College of Business (61)



■ Attended ■ Not Attended ■ Self-taught ■ WP Online

Accounting & Law	Economics & Finance	Management & Marketing
11/17 (3)(1)	14/20 (4)(1)	22/24 (1)
87.50%	95%	95.65%

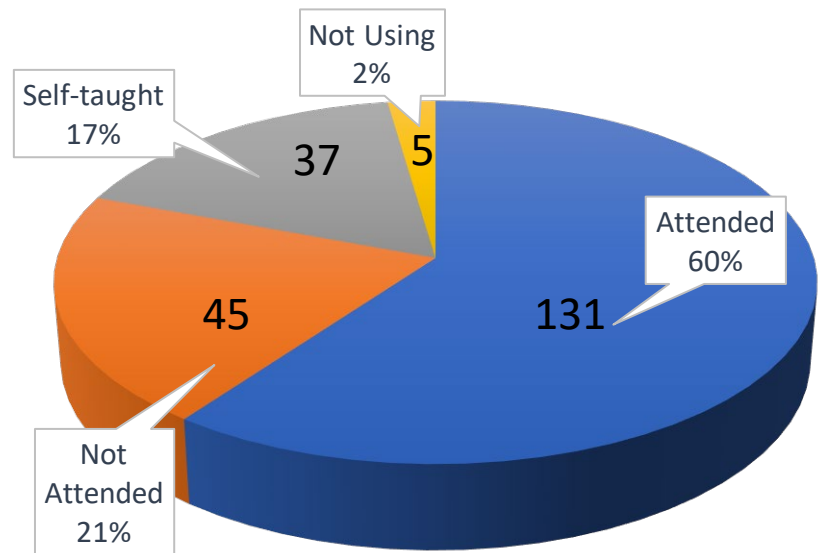
# College of Education (65)



■ Attended ■ Not Attended ■ Self-taught ■

Educational Leadership	Teacher Education	Special Ed. & Counselling
9/14 (2)	15/33 (10)	13/18 (3)
78.57%	72.73%	88.89%

# College of Science and Health (218)



■ Attended ■ Not Attended ■ Self-taught ■ Not Using

Biology	Chemistry	Speech Language	Computer Science
14/30 (5)	5/9 (2)	8/13 (3)	7/7
63.33%	77.78%	76.92%	100%
Kinesiology	Mathematics	Nursing	Public Health
6/23 (7)(3)	11/25 (6)(2)	63/70 (5)	16/36 (4)
60.87%	75%	98.46%	51.43%
Env. Science			
1/8 (5)			
75%			