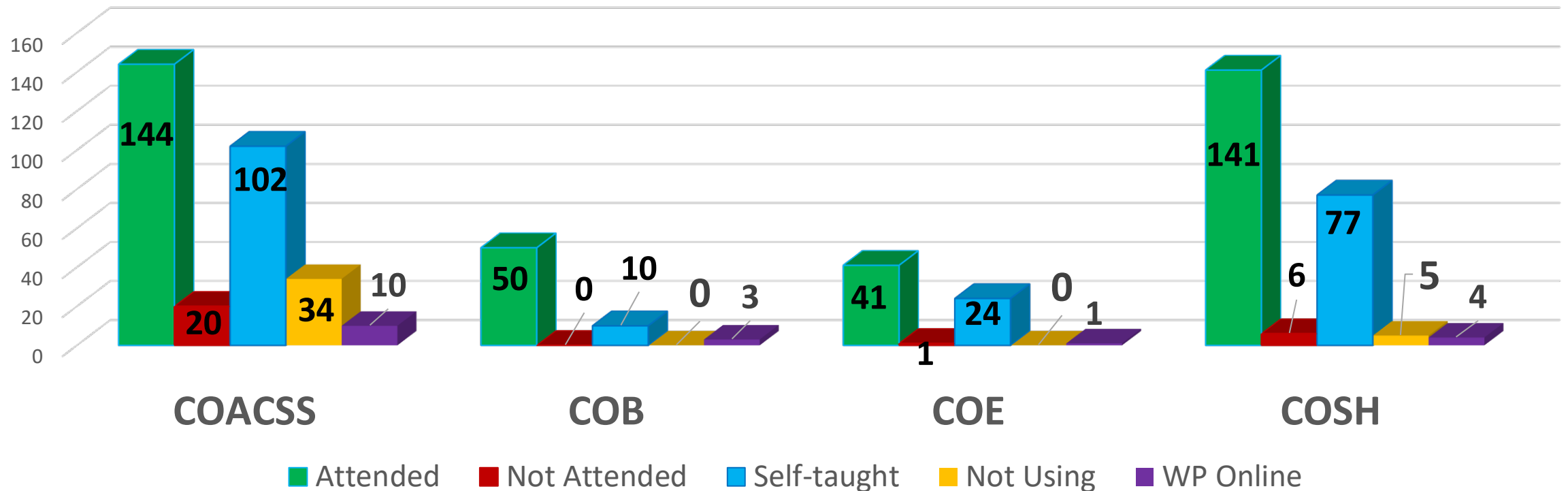
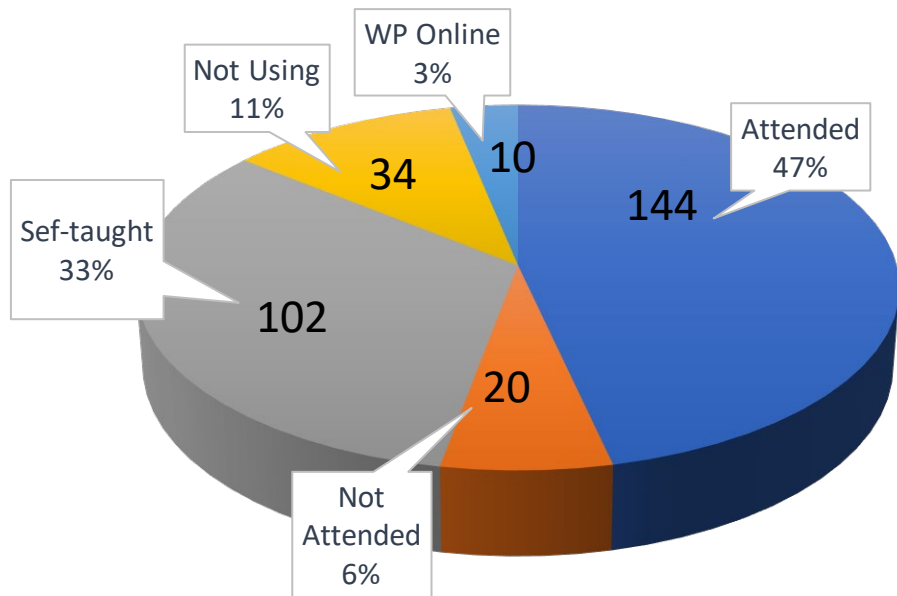


# Attendees by College (608/674) [376+213+19]

	COACSS	COB	COE	COSH	Total	Percentage	
Attended	144	50	41	141	376	55.79%	90.20%
Self-taught	102	10	24	77	213	31.60%	
WP Online	10	4	1	4	19	2.82%	
Not-attended	20	0	1	6	27	4.01%	9.80%
Not Using	34	0	0	5	39	5.79%	
Total	311	63	68	233	674		



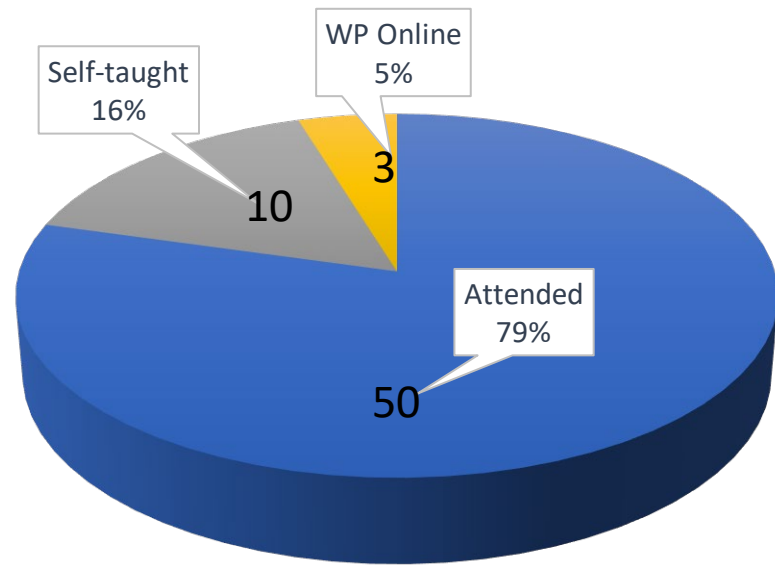
# College of Art, Communication, and Social Science (310)



■ Attended    ■ Not Attended    ■ Sef-taught  
■ Not Using    ■ WP Online

Arts	Communication	Soc. Justices	English
10/73 (22)(32)	24/36 (8)(1)(2)	16/31 (12)(1)	14/29 (9)(1)(1)
87.67%	97.22%	93.55%	86.21%
History	Languages	Philosophy	Pol. Sci.
9/11 (2)	18/27 (8)	5/5	6/10 (3)
100%	96.30%	100%	90%
Psychology	Women Study & AWS	Geography	Anthropology AWS
29/67 (30)(6)	2/4 (2)	1/2 (1)	10/15 (5)
97.01%	100%	100%	100%

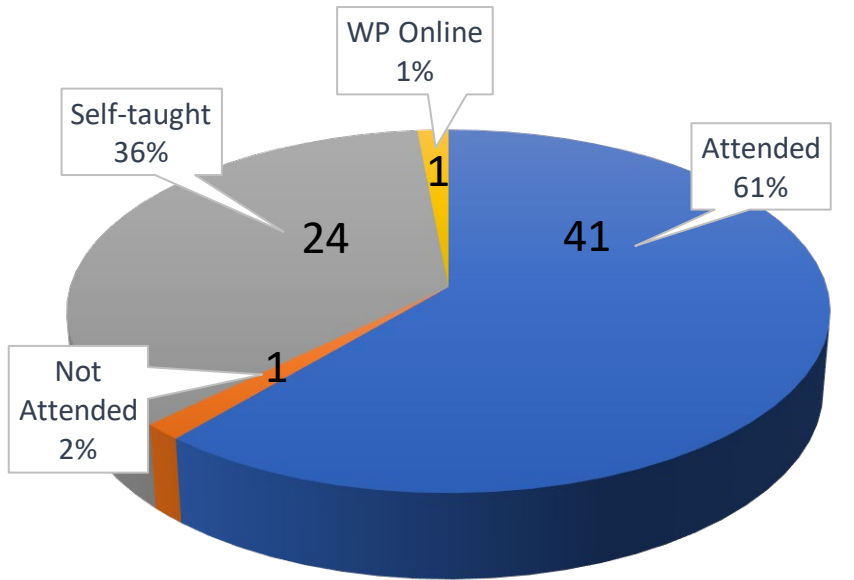
# College of Business (63)



■ Attended ■ Not Attended ■ Self-taught ■ WP Online

Accounting & Law	Economics & Finance	Management & Marketing
11/16 (4)(2)	16/22 (5)(1)	24/25 (1)
100%	100%	100%

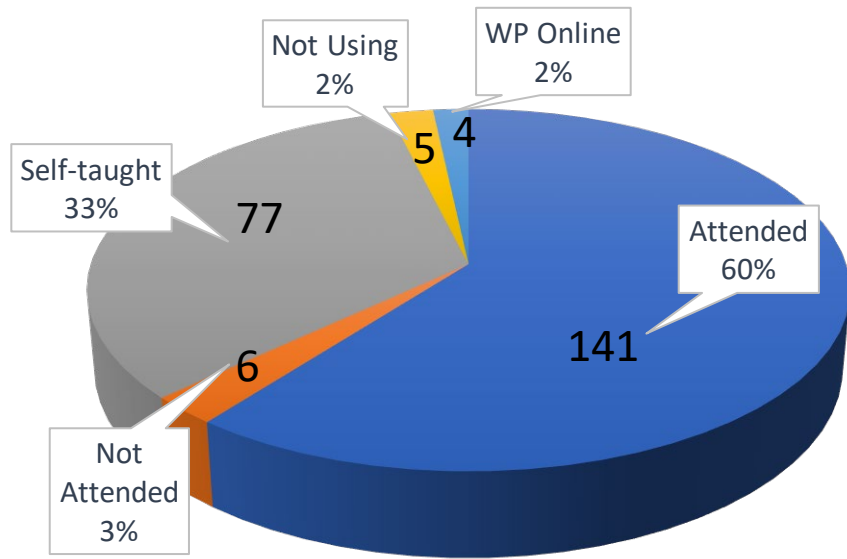
# College of Education (68)



■ Attended ■ Not Attended ■ Self-taught ■ WP Online

Educational Leadership	Teacher Education	Special Ed. & Counselling
12/16 (2) (1)	15/33 (17)	14/19 (5)
100%	96.97%	100%

# College of Science and Health (233)



■ Attended    ■ Not Attended    ■ Self-taught  
■ Not Using    ■ WP Online

Biology	Chemistry	Speech Language	Computer Science
15/30 (15)	6/12 (5)	9/13 (4)	7/10 (3)
100%	91.67%	100%	100%

Kinesiology	Mathematics	Nursing	Public Health
6/23 (13)(3)	11/25 (12)(2)	69/76 (5)(1)	17/36 (14)(3)
95.65%	100%	97.10%	91.67%

Env. Science			
1/8 (6)			
87.5%			