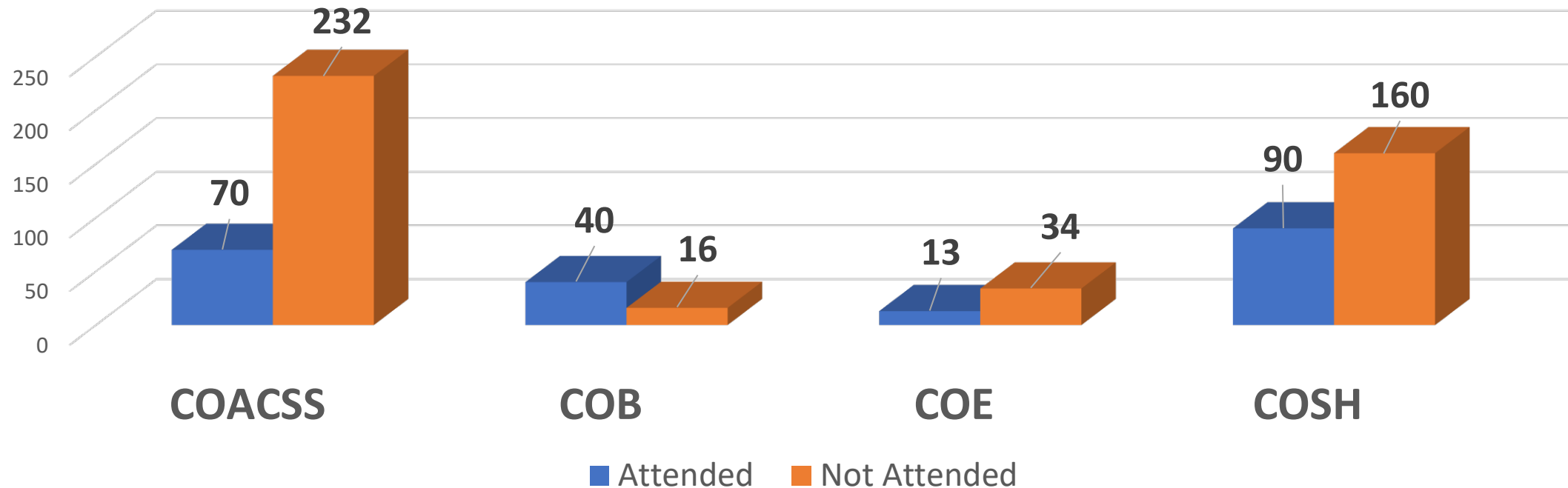
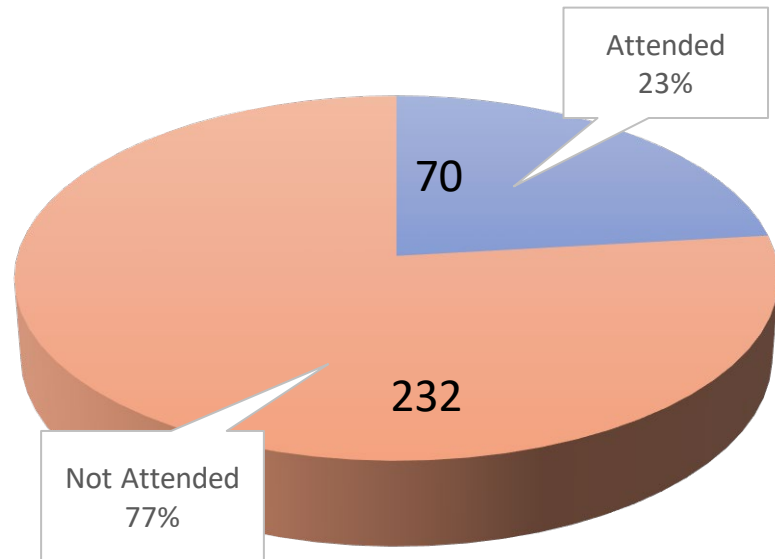


Attendees by College (215/655)

	COACSS	COB	COE	COSH	Total	Percentage
Attended	70	40	15	90	215	32.82%
Not-attended	232	16	32	160	440	67.12%
Total	302	56	47	250	655	



College of Art, Communication, and Social Science (302)

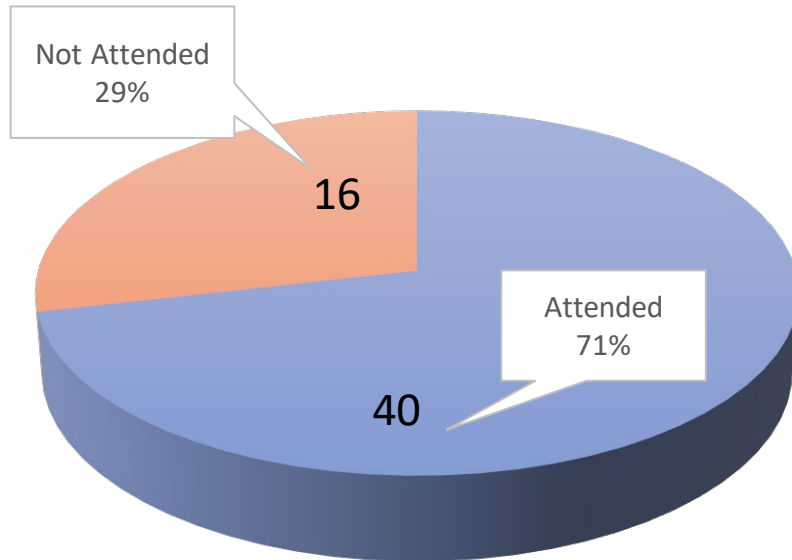


Arts	Communication	Soc. Justices	English
2/51	14/39	10/35	7/30
3.92%	35.90%	28.57%	20%

History	Languages	Philosophy	Pol. Sci.
3/9	10/18	2/4	2/6
33.33%	55.56%	50%	33.33%

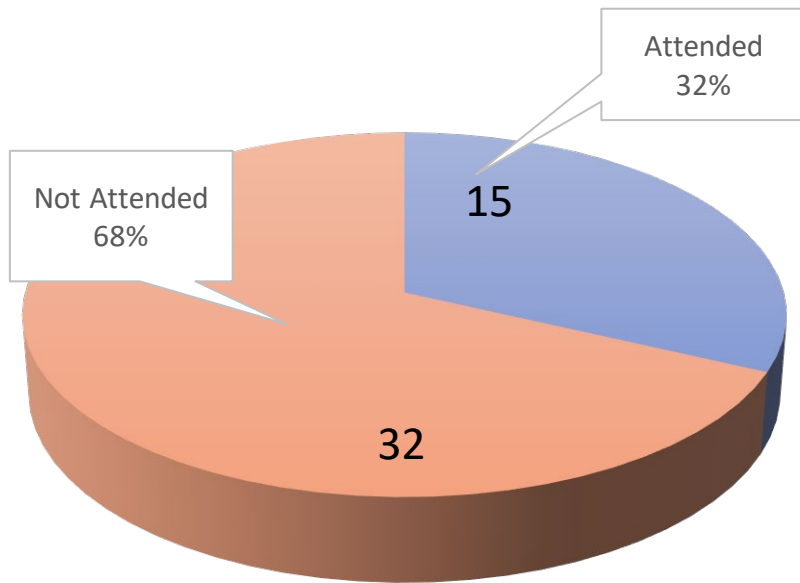
Psychology	Women Study & AWS	Geography	Anthropology
13/73	1/18	1/8	5/11
17.81%	5.56%	12.5%	45.45%

College of Business (56)



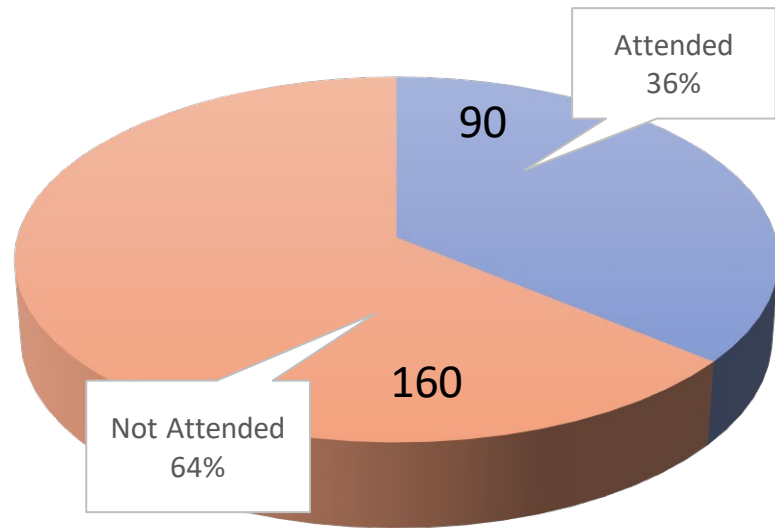
Accounting & Law	Economics & Finance	Management & Marketing
9/16	13/20	18/20
56.25%	65%	90%

College of Education (47)



Educational Leadership	Teacher Education	Special Ed. & Counselling
7/12	4/26	4/9
58.33%	15.38%	44.44%

College of Science and Health (250)



Biology	Chemistry	Speech Language	Computer Science
8/26	2/6	4/14	7/7
30.77%	33.33%	21.43%	100%

Kinesiology	Mathematics	Nursing	Public Health
6/18	5/24	52/126	6/29
33.33%	20.83%	39.68%	20.69%