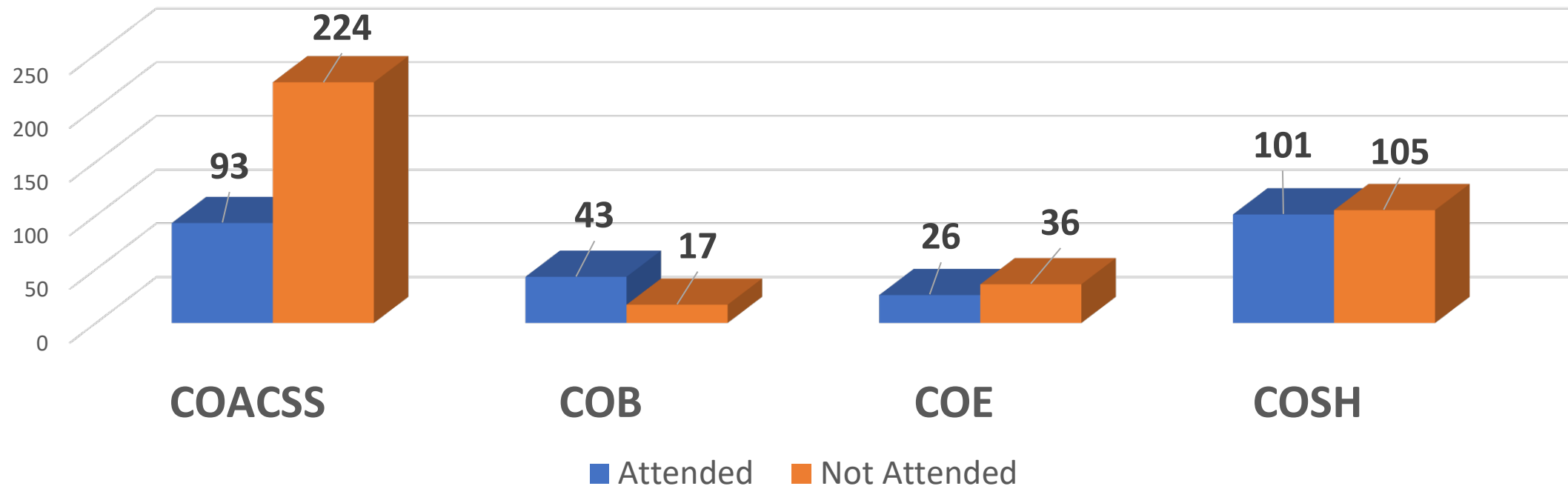
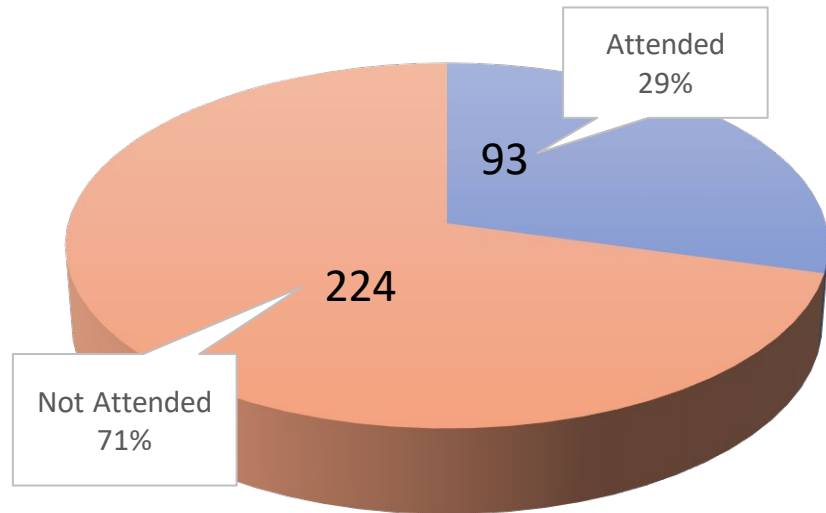


Attendees by College (263/645)

	COACSS	COB	COE	COSH	Total	Percentage
Attended	93	43	26	101	263	40.78%
Not-attended	224	17	36	105	382	59.22%
Total	317	60	62	206	645	

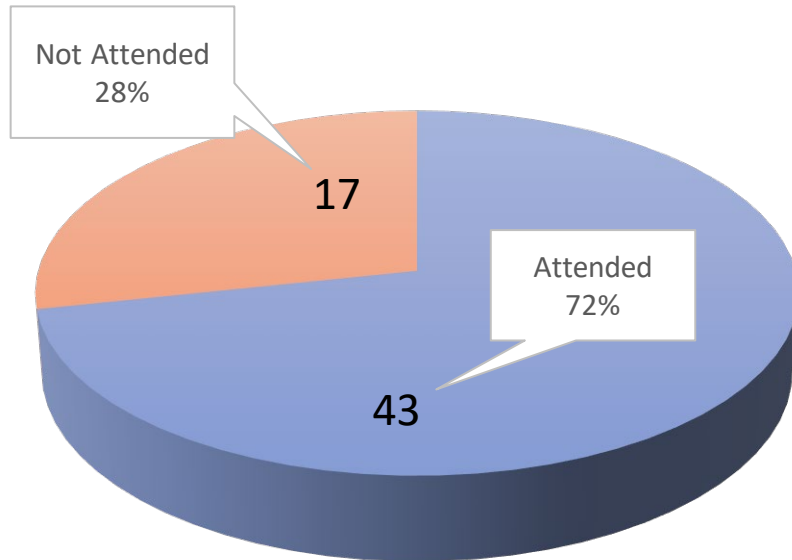


College of Art, Communication, and Social Science (317)



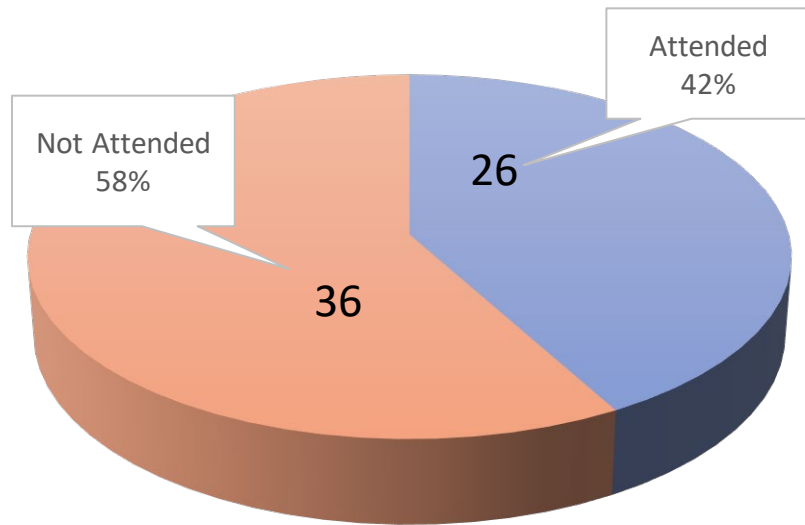
Arts	Communication	Soc. Justices	English
5/75	17/37	11/31	11/29
6.67%	43.59%	35.48%	37.93%
History	Languages	Philosophy	Pol. Sci.
4/14	13/30	4/5	2/7
28.57%	43.33%	80%	28.57%
Psychology	Women Study & AWS	Geography	Anthropology
19/69	1/4	1/2	5/14
27.54%	25%	50%	35.71%

College of Business (60)



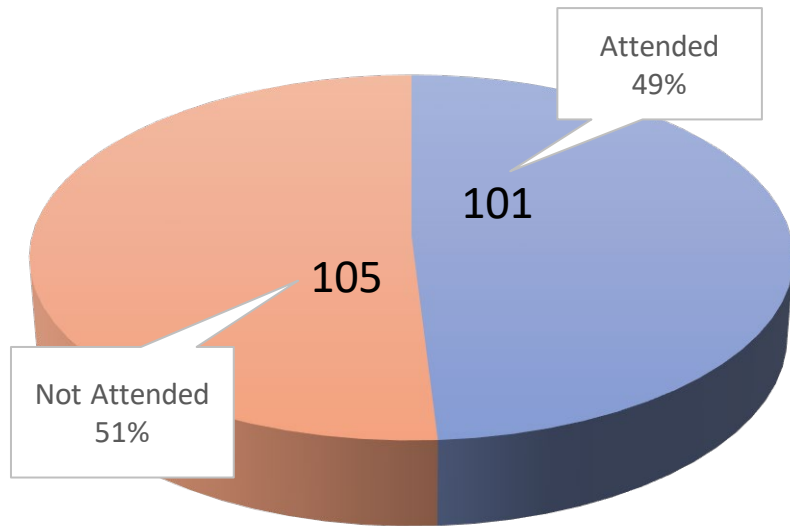
Accounting & Law	Economics & Finance	Management & Marketing
10/18	13/20	20/22
62.50%	65%	90%

College of Education (62)



Educational Leadership	Teacher Education	Special Ed. & Counselling
8/14	6/32	12/16
61.54%	18.52%	92.31%

College of Science and Health (206)



Biology	Chemistry	Speech Language	Computer Science
12/29	3/7	4/14	7/7
41.38%	42.86%	28.57%	100%

Kinesiology	Mathematics	Nursing	Public Health
6/26	9/25	54/61	6/37
23.08%	36%	88.52%	16.22%