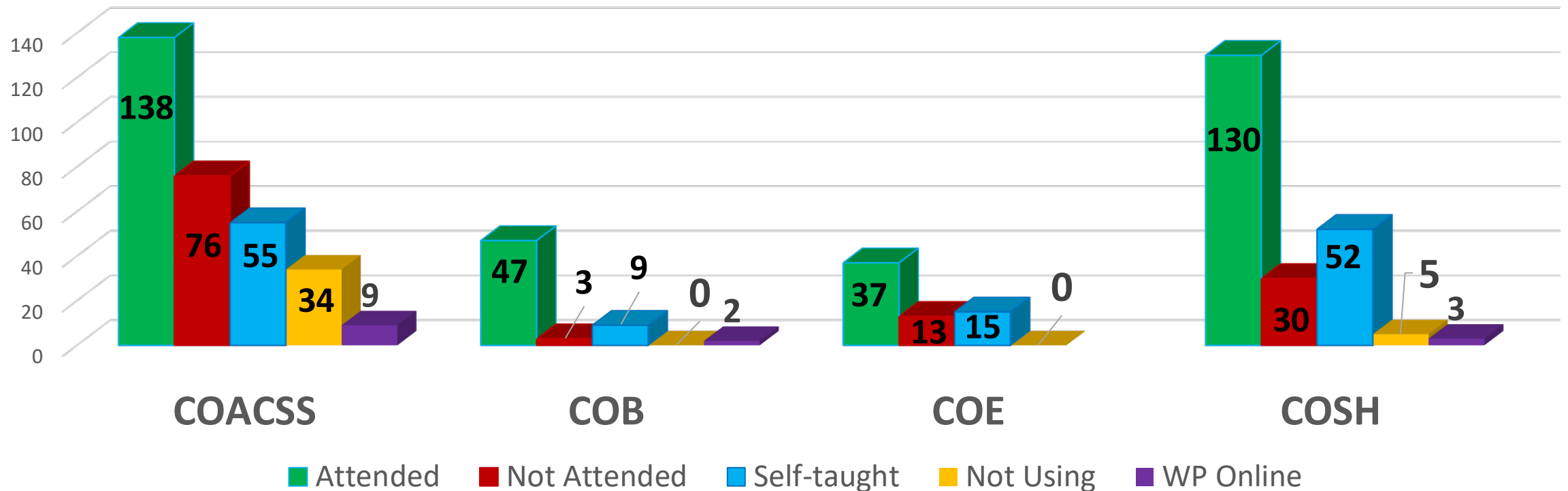
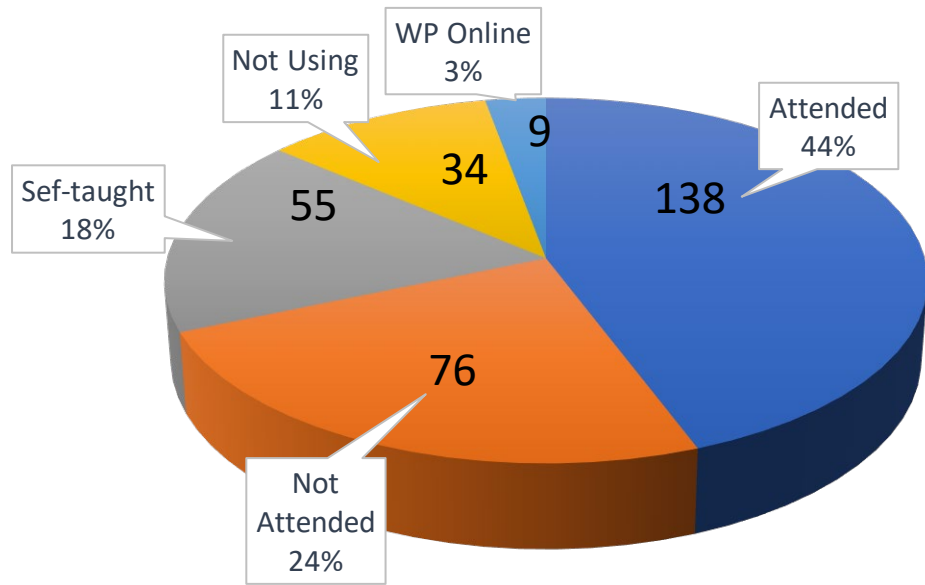


# Attendees by College (497/658) [352+131+14]

	COACSS	COB	COE	COSH	Total	Percentage	
Attended	138	47	37	130	352	53.50%	75.5%
Self-taught	55	9	15	52	131	19.91%	
WP Online	9	2		3	14	2.13%	
Not-attended	76	3	13	30	122	18.54%	24.5%
Not Using	34	0	0	5	39	5.93%	
Total	312	61	65	220	658		



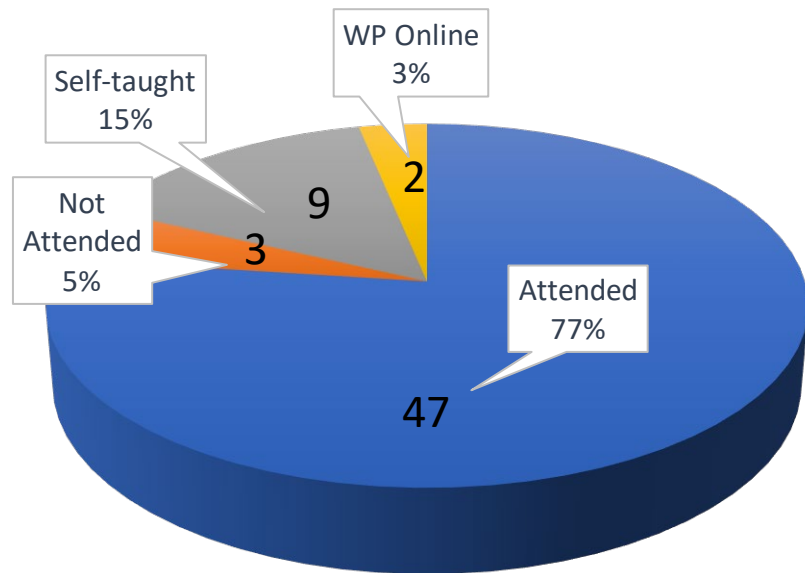
# College of Art, Communication, and Social Science (312)



■ Attended    ■ Not Attended    ■ Self-taught  
■ Not Using    ■ WP Online

Arts	Communication	Soc. Justices	English
10/75 (7)(32)	24/36 (3)(1)(1)	16/32 (7)(1)	13/29 (5)(1)(1)
62.16%	78.37%	65.63%	48.28%
History	Languages	Philosophy	Pol. Sci.
9/11 (2)	16/27 (8)	5/5	5/9
100%	50%	100%	50%
Psychology	Women Study & AWS	Geography	Anthropology AWS
29/67 (17)(6)	2/4 (2)	1/2 (1)	8/15 (3)
56.92%	100%	100%	50%

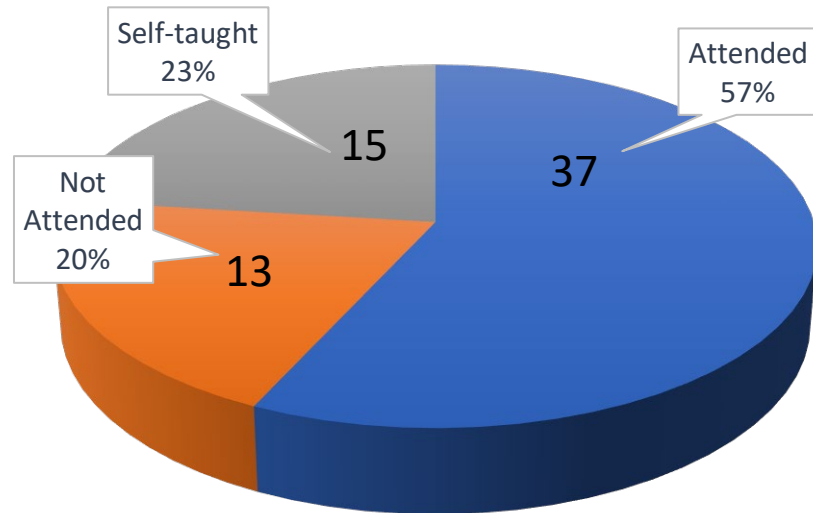
# College of Business (61)



■ Attended ■ Not Attended ■ Self-taught ■ WP Online

Accounting & Law	Economics & Finance	Management & Marketing
11/16 (3)(1)	14/21 (5)(1)	23/24 (1)
87.50%	95%	100%

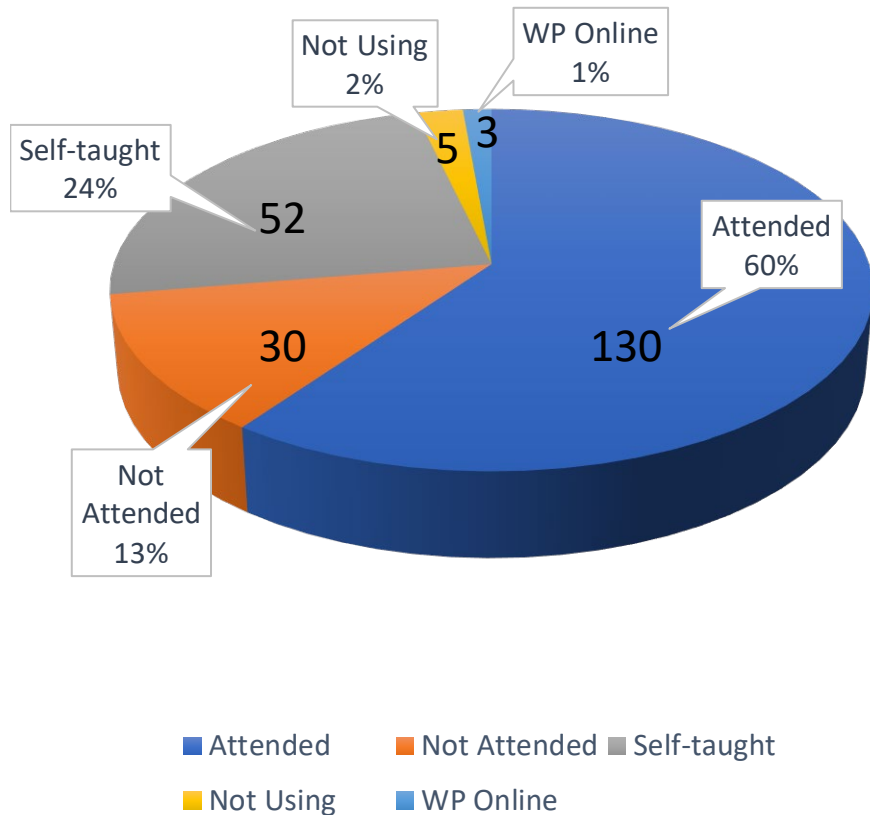
# College of Education (65)



■ Attended ■ Not Attended ■ Self-taught ■

Educational Leadership	Teacher Education	Special Ed. & Counselling
9/14 (2)	15/33 (10)	13/18 (3)
78.57%	72.73%	88.89%

# College of Science and Health (220)



Biology	Chemistry	Speech Language	Computer Science
14/30 (8)	5/9 (2)	8/13 (3)	7/7
63.33%	77.78%	76.92%	100%

Kinesiology	Mathematics	Nursing	Public Health
6/23 (10)(3)	11/25 (8)(2)	62/69 (5)	16/36 (11)(3)
60.87%	75%	98.46%	51.43%

Env. Science			
1/8 (5)			
75%			