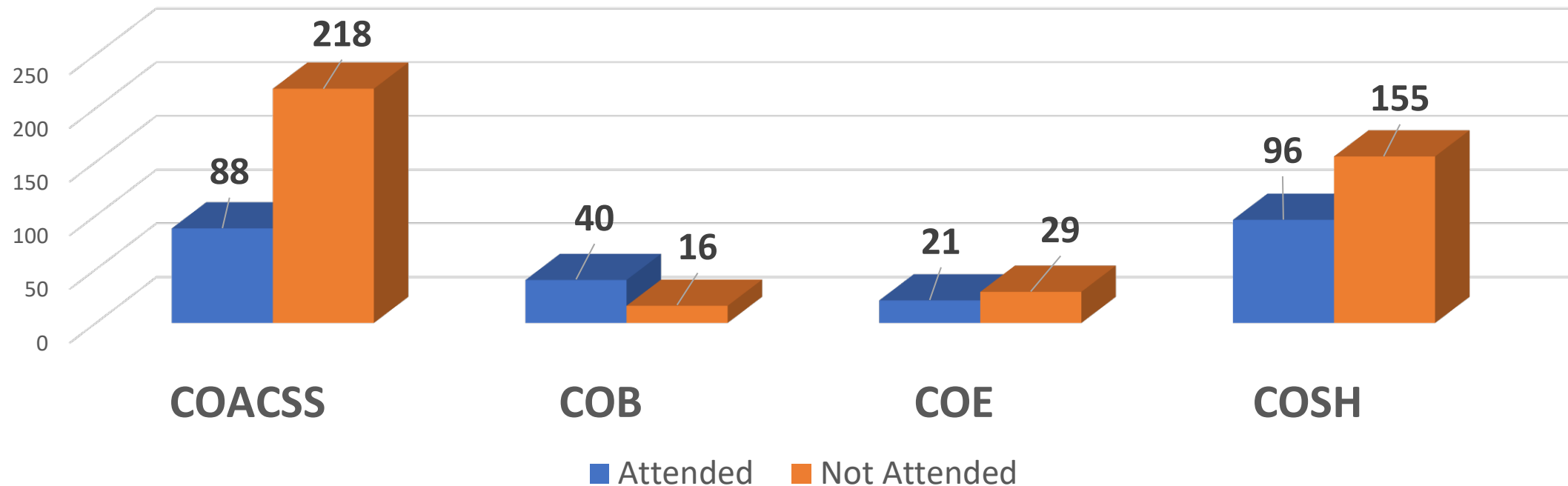
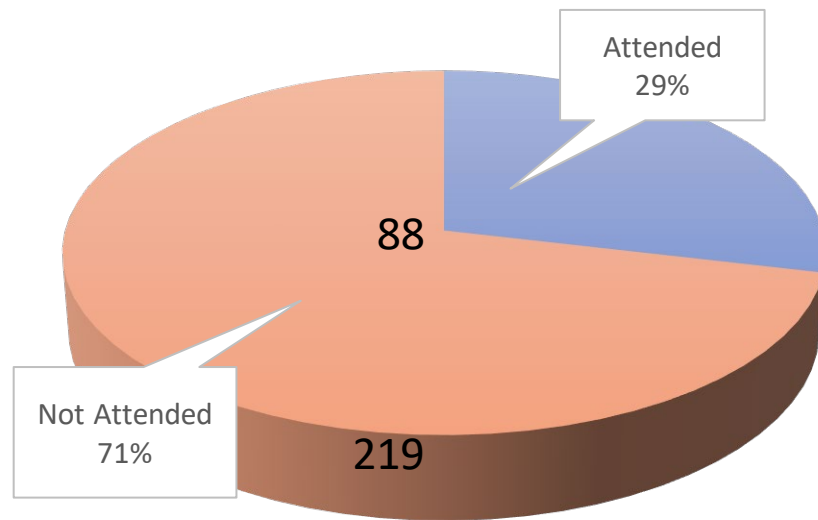


Attendees by College (245/663)

	COACSS	COB	COE	COSH	Total	Percentage
Attended	88	40	21	96	245	36.95%
Not-attended	218	16	29	155	418	63.05%
Total	306	56	50	251	663	



College of Art, Communication, and Social Science (306)

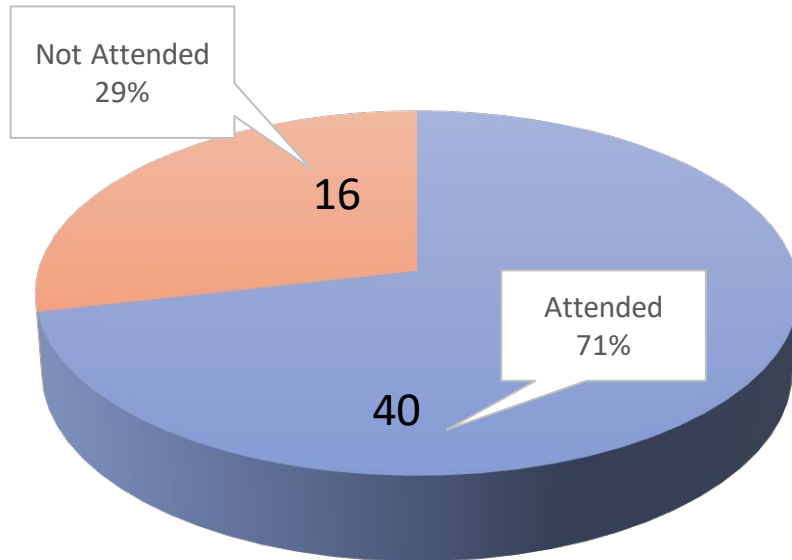


Arts	Communication	Soc. Justices	English
5/54	16/39	10/35	9/30
9.26%	41.03%	28.57%	26.67%

History	Languages	Philosophy	Pol. Sci.
4/9	13/18	3/5	2/6
44.44%	72.22%	60%	33.33%

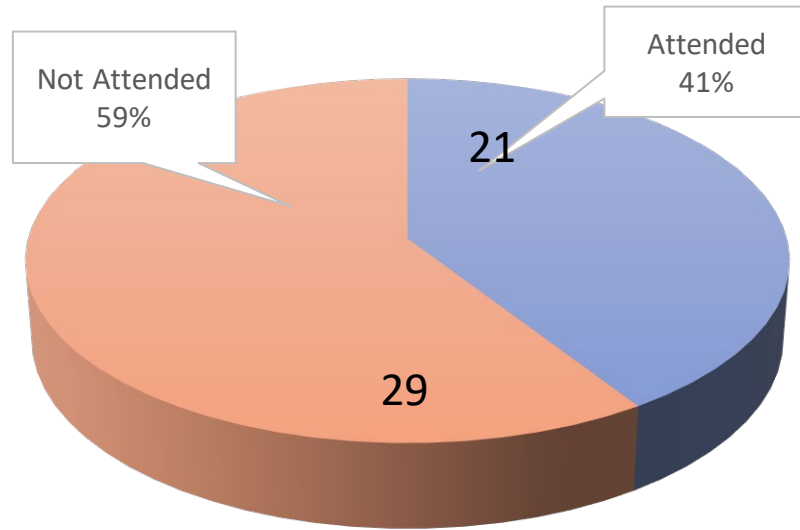
Psychology	Women Study & AWS	Geography	Anthropology
17/73	3/18	1/8	5/11
21.92%	5.56%	12.5%	45.45%

College of Business (56)



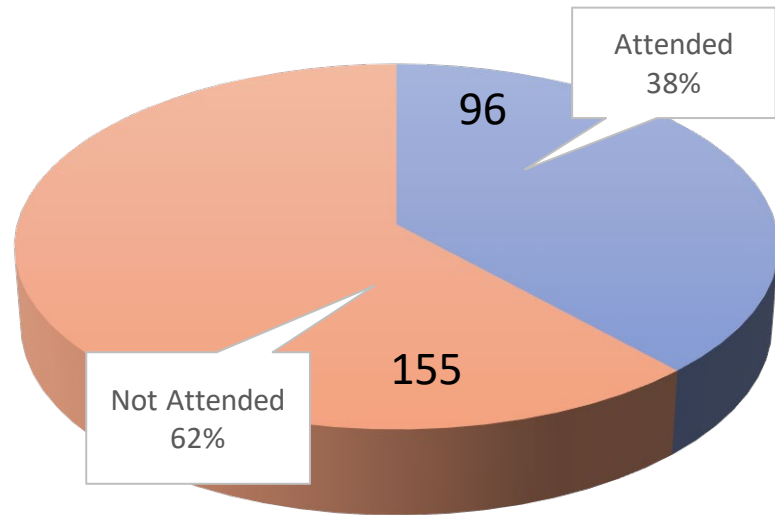
Accounting & Law	Economics & Finance	Management & Marketing
9/16	13/20	18/20
56.25%	65%	90%

College of Education (50)



Educational Leadership	Teacher Education	Special Ed. & Counselling
8/12	5/26	8/10
58.33%	15.38%	80%

College of Science and Health (251)



Biology	Chemistry	Speech Language	Computer Science
11/26	3/7	4/14	7/7
38.46%	33.33%	21.43%	100%

Kinesiology	Mathematics	Nursing	Public Health
6/18	6/24	52/126	7/29
33.33%	20.83%	39.68%	24.14%