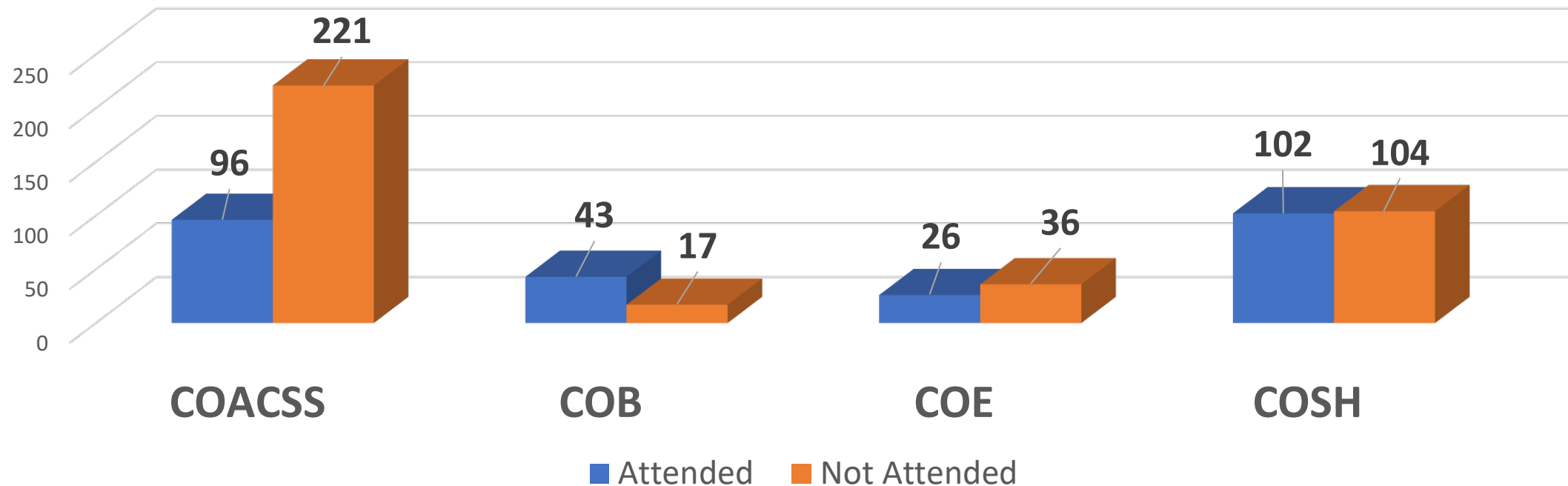
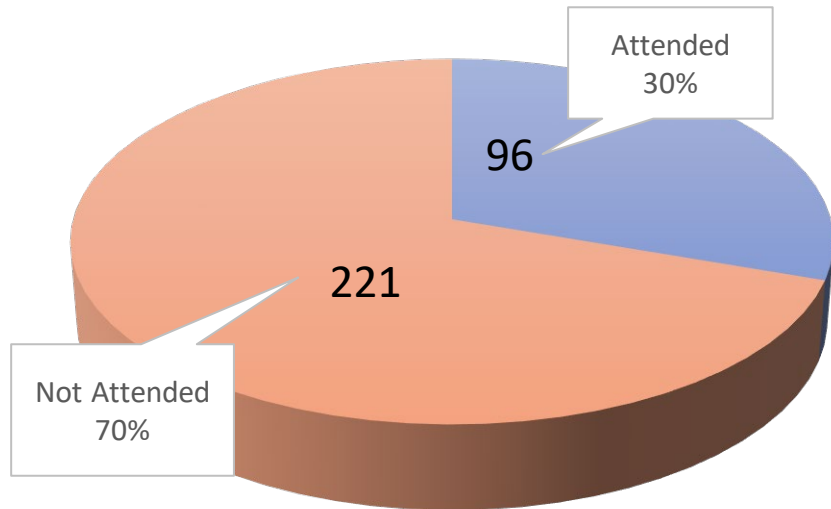


Attendees by College (270/646)

	COACSS	COB	COE	COSH	Total	Percentage
Attended	96	44	28	102	270	41.80%
Not-attended	221	17	34	104	376	58.20%
Total	317	61	62	206	646	

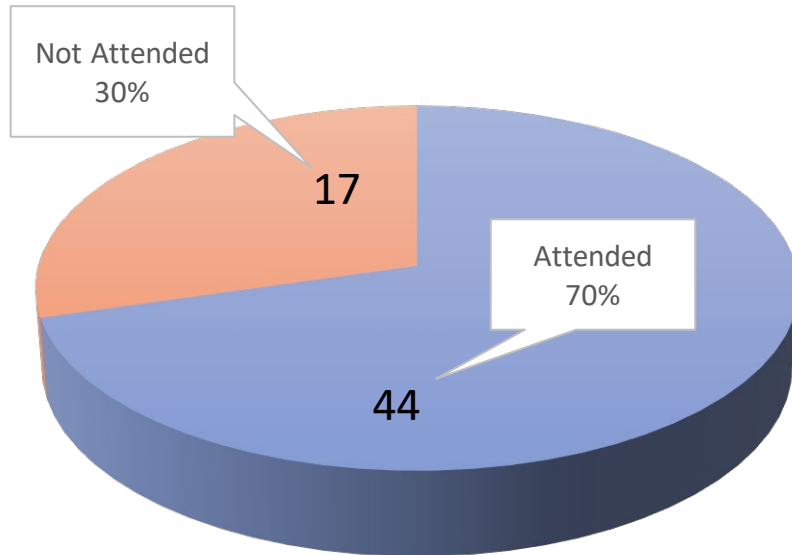


College of Art, Communication, and Social Science (317)



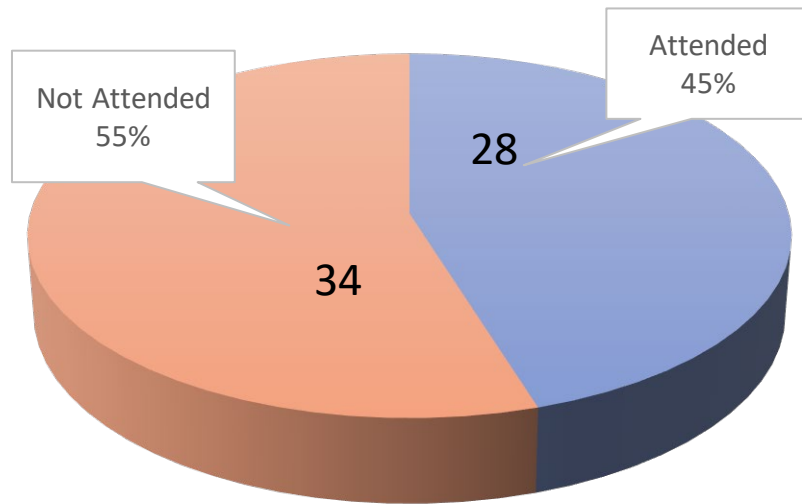
Arts	Communication	Soc. Justices	English
6/75	17/37	11/31	11/29
8%	43.59%	35.48%	37.93%
History	Languages	Philosophy	Pol. Sci.
4/14	14/30	4/5	2/7
28.57%	46.67%	80%	28.57%
Psychology	Women Study & AWS	Geography	Anthropology
20/69	1/4	1/2	5/14
28.99%	25%	50%	35.71%

College of Business (61)



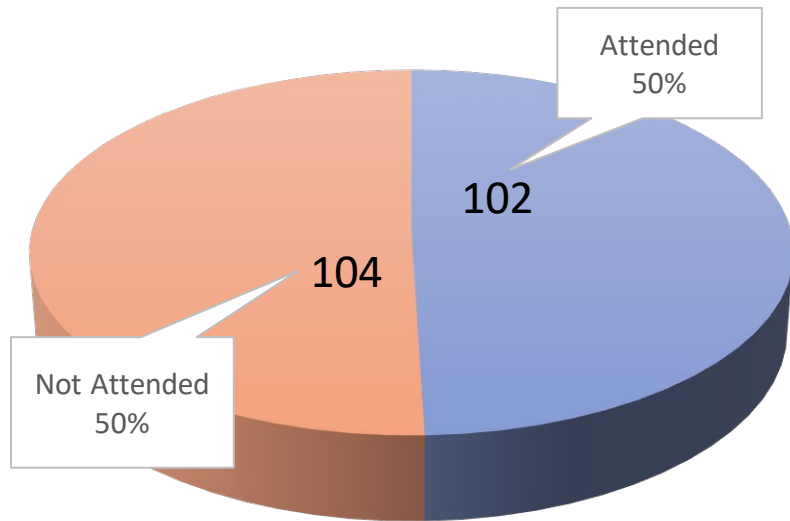
Accounting & Law	Economics & Finance	Management & Marketing
10/18	13/20	21/23
62.50%	65%	90%

College of Education (62)



Educational Leadership	Teacher Education	Special Ed. & Counselling
8/14	8/32	12/16
61.54%	18.52%	92.31%

College of Science and Health (206)



Biology	Chemistry	Speech Language	Computer Science
12/29	3/7	4/14	7/7
41.38%	42.86%	28.57%	100%

Kinesiology	Mathematics	Nursing	Public Health
6/26	9/25	54/61	7/37
23.08%	36%	88.52%	18.92%