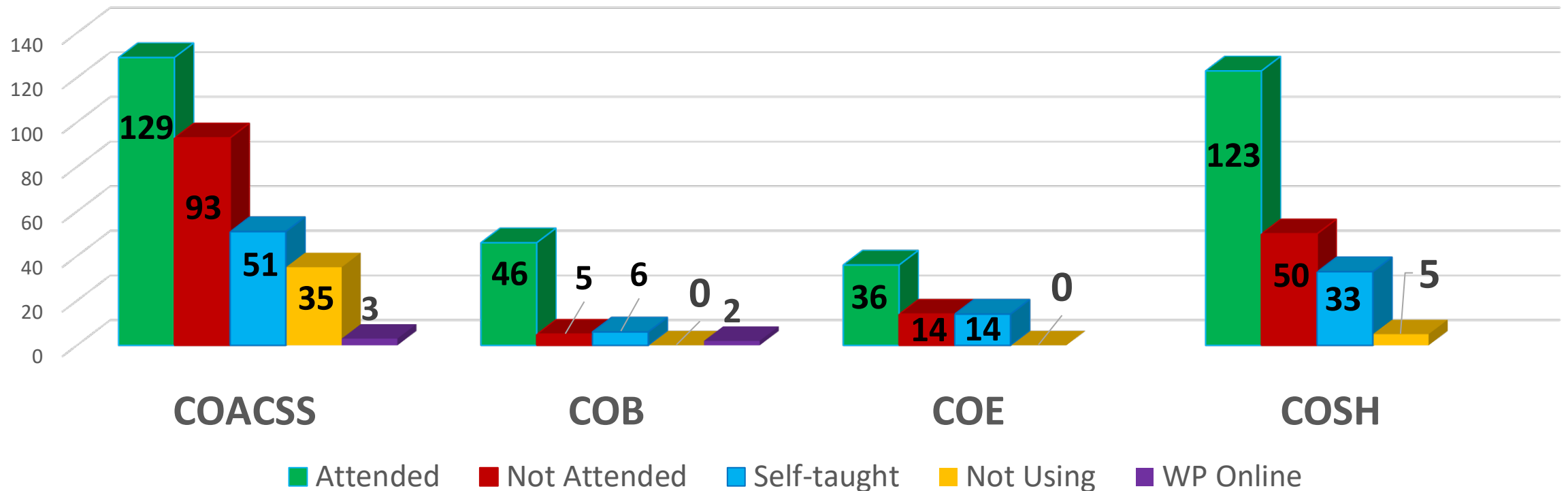
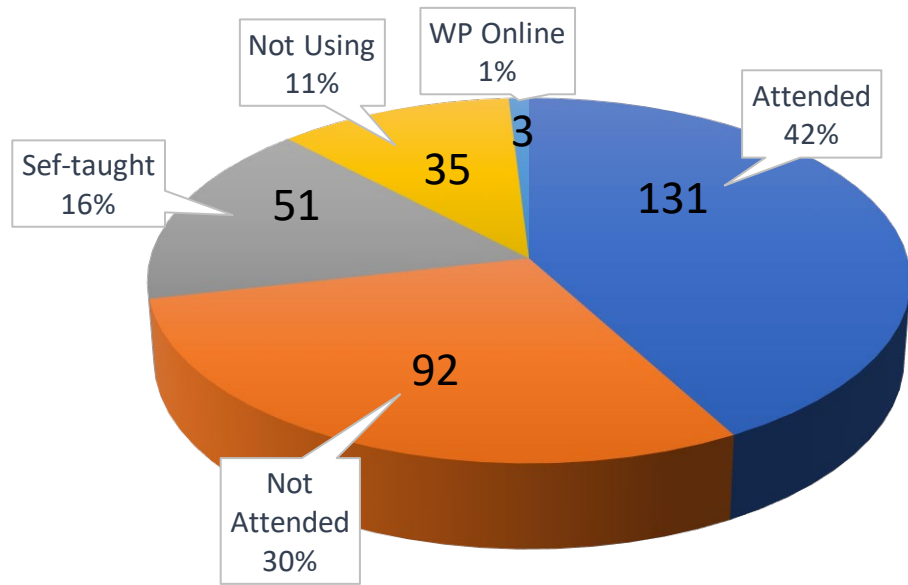


Attendees by College (445/646) [336+104+5]

	COACSS	COB	COE	COSH	Total	Percentage	
Attended	131	46	36	123	336	52.01%	69%
Self-taught	51	6	14	33	104	16.10%	
WP Online	3	2			5	.77%	
Not-attended	92	5	14	50	161	24.92%	31%
Not Using	35	0	0	5	40	6.19%	
Total	312	59	64	211	646		



College of Art, Communication, and Social Science (311)



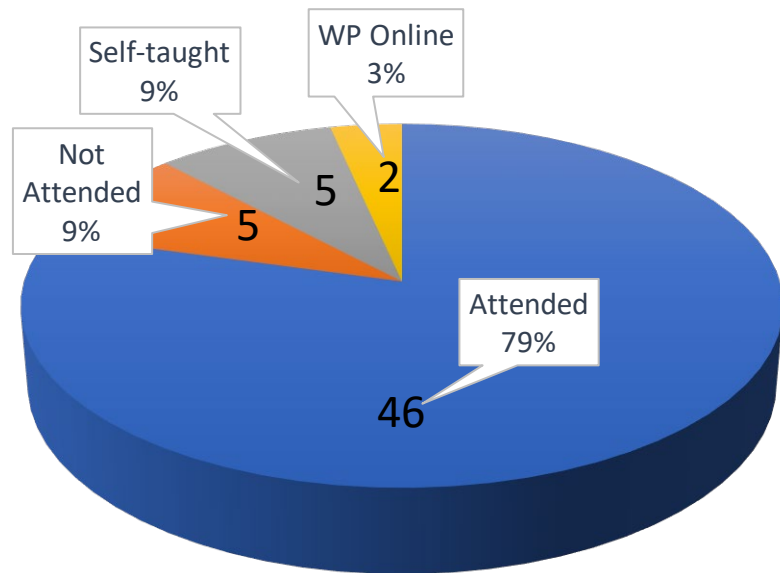
■ Attended ■ Not Attended ■ Sef-taught
■ Not Using ■ WP Online

Arts	Communication	Soc. Justices	English
7/74 (7)(32)	24/37 (3)(1)(1)	15/32 (5)(1)	13/29 (5)(1)(1)
62.16%	72.22%	53.13%	48.28%

History	Languages	Philosophy	Pol. Sci.
10/12 (2)	17/28 (7) (1)	5/5	5/9
100%	50%	100%	50%

Psychology	Women Study & AWS	Geography	Anthropology AWS
24/65 (16)(5)	1/4 (2)	1/2 (1)	7/15 (3)
56.92%	50%	100%	50%

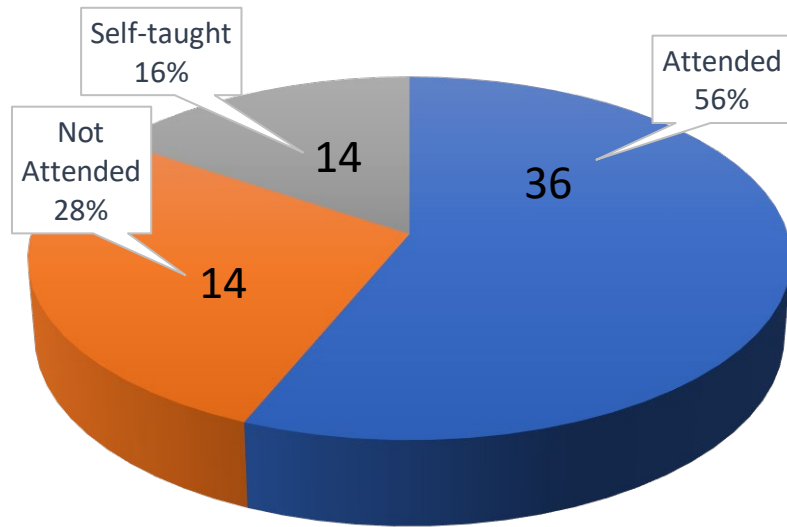
College of Business (59)



■ Attended ■ Not Attended ■ Self-taught ■ WP Online

Accounting & Law	Economics & Finance	Management & Marketing
11/16 (2)(1)	14/20 (4)(1)	21/23 (1)
81.25%	70%	95.65%

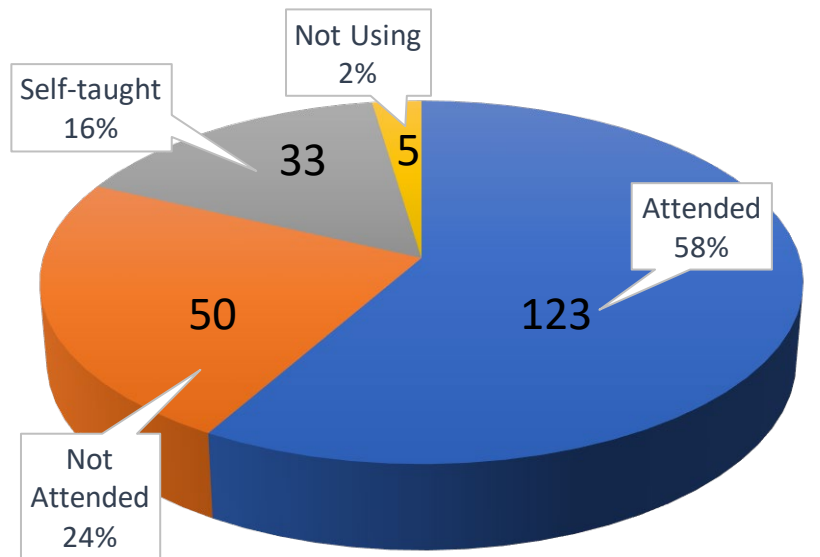
College of Education (64)



■ Attended ■ Not Attended ■ Self-taught ■

Educational Leadership	Teacher Education	Special Ed. & Counselling
9/14 (2)	14/33 (10)	13/17 (2)
71.43%	66.66%	81.25%

College of Science and Health (211)



■ Attended ■ Not Attended ■ Self-taught ■ Not Using

Biology	Chemistry	Speech Language	Computer Science
13/30 (5)	5/9 (2)	7/13 (3)	7/7
58.62%	42.86%	69.23%	100%

Kinesiology	Mathematics	Nursing	Public Health
6/23 (5)(3)	11/24 (5)(2)	59/65 (4)	14/35 (4)
60.87%	75%	96.88%	48.57%

Env. Science			
1/8 (5)			
75%			